


Item no. 3206267en



READY TO RACE - achieving this ambition requires suitable and tested special tools. We have therefore compiled this catalogue for you, which contains all the tools for effective and efficient service or repairs.

This catalog shows the special tools for KTM vehicles for model years 2014 – 2017 (Offroad 2018).



Info

Tools that do not have the specifications for use are optional tools or tools for KTM vehicles before model year 2014.

This information contained in this catalogue was current at the time of going to print. However, minor differences due to further developments in design cannot be ruled out completely. It is planned to update the catalogue twice a year in future.

KTM Sportmotorcycle GmbH specifically reserves the right to modify or delete technical specifications, prices, colors, forms, materials, services, designs, equipment, etc., without prior notice and without specifying reasons, to adapt these to local conditions, as well as to stop production of a particular tool without prior notice. KTM accepts no liability for delivery options, deviations from figures and descriptions, misprints, and other errors.

© 2017 KTM Sportmotorcycle GmbH, Mattighofen Austria

All rights reserved

Reproduction, even in part, as well as copying of all kinds, is permitted only with the express written permission of the copyright owner.



ISO 9001(12 100 6061)

According to the international quality management standard ISO 9001, KTM uses quality assurance processes that lead to the maximum possible quality of the products.

Issued by: TÜV Management Service

REG.NO. 12 100 6061

KTM Sportmotorcycle GmbH

Stallhofnerstraße 3

5230 Mattighofen, Austria

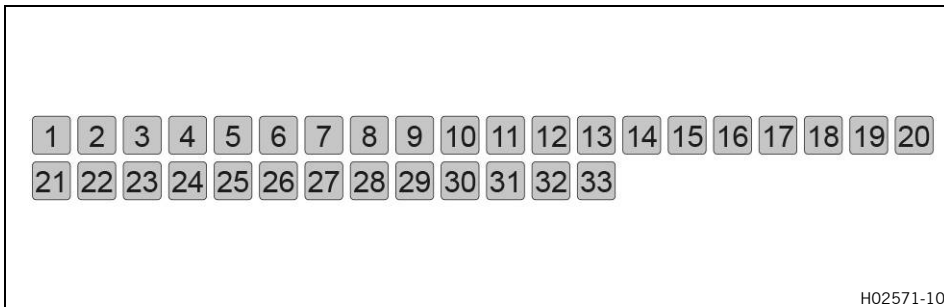


3206267en

25.09.2017

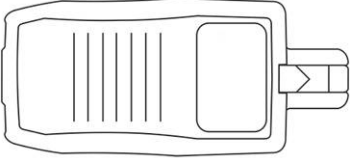
1	XC_1 NG	3	19	PRESSING TOOL	127
	1.1 Overview	3	19.1	Wall tool organizer overview	127
2	XC_1 (GENERATION 1.)	21	20	OTHER TOOLS.....	139
	2.1 Overview	21	20.1	Overview	139
3	ELECTRICAL SYSTEM / DIAGNOSIS	23	20.2	Wall tool organizer overview	139
	3.1 Overview	23	21	FORK.....	142
	3.2 Wall tool organizer overview	30	21.1	Wall tool organizer overview	142
4	HV TOOL.....	32	22	SHOCK ABSORBER.....	171
	4.1 Overview	32	22.1	Overview	171
5	BLEEDER TOOL.....	36	22.2	Wall tool organizer overview	172
	5.1 Overview	36	23	PANELS & ACCESSORIES	188
	5.2 Wall tool organizer overview	36	24	Product category: KTM.....	194
6	ENGINE FIXING ARM.....	40			
	6.1 Overview	40			
	6.2 Wall tool organizer overview	41			
7	SUPPORT TOOL.....	48			
	7.1 Overview	48			
	7.2 Wall tool organizer overview	48			
8	MEASURING TOOL & SETTING GAUGE	59			
	8.1 Overview	59			
	8.2 Wall tool organizer overview	61			
9	EXTRACTOR TOOL	71			
	9.1 Overview	71			
	9.2 Wall tool organizer overview	71			
10	PROTECTING SLEEVES & PROTECTION CAPS	84			
	10.1 Wall tool organizer overview	84			
11	LIFT AND WORK STAND	88			
	11.1 Overview	88			
12	PLIERS	93			
	12.1 Wall tool organizer overview	93			
13	SPARK PLUG WRENCH.....	97			
	13.1 Wall tool organizer overview	97			
14	GROOVE NUT WRENCH	99			
	14.1 Wall tool organizer overview	99			
15	CRANKSHAFT PRESSING TOOL.....	101			
	15.1 Wall tool organizer overview	101			
16	PISTON TOOL.....	113			
	16.1 Wall tool organizer overview	113			
17	TRANSMISSION TOOL	117			
	17.1 Wall tool organizer overview	117			
18	VALVE AND TIMING TOOL	119			
	18.1 Overview	119			
	18.2 Wall tool organizer overview	119			

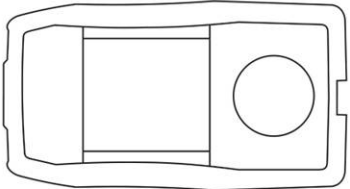
1.1 Overview

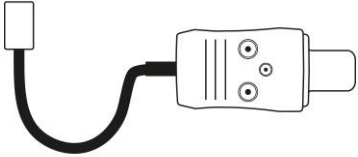
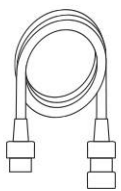


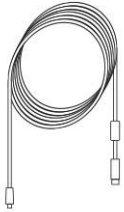
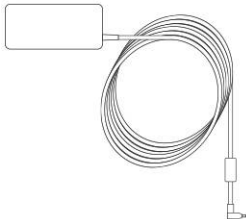
H02571-10

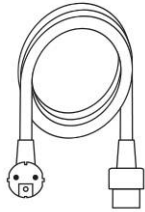
1	VCI 1000 (00029094001) (see p. 4)
2	Protective cover for VCI 1000 (00029094002) (see p. 4)
3	VCI 1000 power supply cable (00029094003) (see p. 5)
4	Diagnostics cable extension (00029094004) (see p. 5)
5	USB cable (00029094005) (see p. 6)
6	Power supply unit VCI 1000 (00029094006) (see p. 6)
7	EU power cord (00029094007) (see p. 7)
8	UK power cord (00029094008) (see p. 7)
9	US power cord (00029094009) (see p. 7)
10	Panasonic CF-D1 battery charger (00029094010) (see p. 8)
11	Input stylus (00029094011) (see p. 8)
12	Battery (00029094012) (see p. 9)
13	Case (00029094013) (see p. 9)
14	Protective film (00029094015) (see p. 10)
15	Stand (00029094016) (see p. 10)
16	Panasonic CF-D1 (00029094017) (see p. 10)
17	License key (00029094020) (see p. 11)
18	Black test terminal (00029094021) (see p. 11)
19	Red test terminal (00029094022) (see p. 12)
20	Black measurement cable (00029094023) (see p. 12)
21	Red measurement cable (00029094024) (see p. 13)
22	Handle (00029094026) (see p. 13)
23	Docking station (00029094027) (see p. 14)
24	Diagnosis adapter cable (00029094028) (see p. 14)
25	USB cable (00029094031) (see p. 14)
26	XC_1 NG DE (00029196000DE) (see p. 14)
27	XC_1 NG EN (00029196000EN) (see p. 15)
28	XC_1 NG US (00029196000US) (see p. 16)
29	XC_1 NG IT (00029196000IT) (see p. 17)
30	XC_1 NG FR (00029196000FR) (see p. 17)
31	XC_1 NG ES (00029196000ES) (see p. 18)
32	XC_1 NG JP (00029196000JP) (see p. 19)
33	Diagnosis adapter cable (70029069000) (see p. 19)

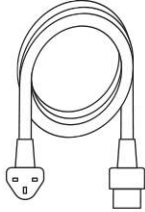
00029094001 VCI 1000	
 <p>00029094001</p>	<p>Description/example of use</p> <p>The Vehicle Communication Interface (VCI) is connected to the diagnostic connector of the vehicle and the diagnostic computer</p> <p style="text-align: right;">for use with</p> <p style="text-align: right;">00029196000DE 00029196000EN 00029196000US 00029196000IT 00029196000FR 00029196000ES 00029196000JP</p> <p>used with model</p> <p>MX1 4 stroke MX2 4 stroke Enduro E1 4 stroke Enduro E2 4 stroke Enduro E3 4 stroke Rally Freeride Dual Sport 4 stroke Freeride E-Ride Cross Country E1 4 stroke Cross Country E2 4 stroke Cross Country E3 4 stroke Street</p>
Spare parts	

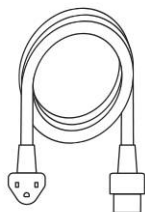
00029094002 Protective cover for VCI 1000	
 <p>00029094002</p>	<p>Description/example of use</p> <p>Silicone sleeve to protect the VCI 1000</p> <p style="text-align: right;">for use with</p> <p style="text-align: right;">00029196000DE 00029196000EN 00029196000US 00029196000IT 00029196000FR 00029196000ES 00029196000JP</p> <p>used with model</p> <p>MX1 4 stroke MX2 4 stroke Enduro E1 4 stroke Enduro E2 4 stroke Enduro E3 4 stroke Rally Freeride Dual Sport 4 stroke Freeride E-Ride Cross Country E1 4 stroke Cross Country E2 4 stroke Cross Country E3 4 stroke Street</p>
Spare parts	

00029094003 VCI 1000 power supply cable	
 <p>00029094003</p>	<p>Description/example of use</p> <p>External power supply for the VCI 1000 for vehicles without battery and for flashing</p> <p style="text-align: right;">for use with</p> <p style="text-align: right;">00029196000DE 00029196000EN 00029196000US 00029196000IT 00029196000FR 00029196000ES 00029196000JP</p> <p>used with model</p> <p>MX1 4 stroke MX2 4 stroke Enduro E1 4 stroke Enduro E2 4 stroke Enduro E3 4 stroke Rally Freeride Dual Sport 4 stroke Freeride E-Ride Cross Country E1 4 stroke Cross Country E2 4 stroke Cross Country E3 4 stroke Street</p>
Spare parts	
00029094004 Diagnostics cable extension	
 <p>00029094004</p>	<p>Description/example of use</p> <p>Extension cables between VCI 1000 and diagnostic connector on the vehicle</p> <p>Technical data</p> <p>Length approx.: 1.15 m (3.77 ft)</p> <p style="text-align: right;">for use with</p> <p style="text-align: right;">00029196000DE 00029196000EN 00029196000US 00029196000IT 00029196000FR 00029196000ES 00029196000JP</p> <p>used with model</p> <p>MX1 4 stroke MX2 4 stroke Enduro E1 4 stroke Enduro E2 4 stroke Enduro E3 4 stroke Rally Freeride Dual Sport 4 stroke Freeride E-Ride Cross Country E1 4 stroke Cross Country E2 4 stroke Cross Country E3 4 stroke Street</p>
Spare parts	

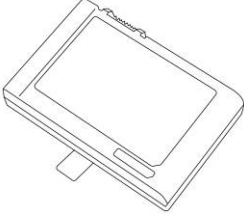
00029094005 USB cable	
 <p>00029094005</p>	<p>Description/example of use USB cable type A to type B mini</p> <p>Technical data Length approx.: 5 m (16 ft)</p> <p>for use with 00029196000DE 00029196000EN 00029196000US 00029196000IT 00029196000FR 00029196000ES 00029196000JP</p> <p>used with model MX1 4 stroke MX2 4 stroke Enduro E1 4 stroke Enduro E2 4 stroke Enduro E3 4 stroke Rally Freeride Dual Sport 4 stroke Freeride E-Ride Cross Country E1 4 stroke Cross Country E2 4 stroke Cross Country E3 4 stroke Street</p>
Spare parts	
00029094006 Power supply unit VCI 1000	
 <p>00029094006</p>	<p>Description/example of use Power supply unit for VCI 1000</p> <p>Technical data Power output: 12 V Power output: 1.25 A</p> <p>for use with 00029196000DE 00029196000EN 00029196000US 00029196000IT 00029196000FR 00029196000ES 00029196000JP</p> <p>used with model MX1 4 stroke MX2 4 stroke Enduro E1 4 stroke Enduro E2 4 stroke Enduro E3 4 stroke Rally Freeride Dual Sport 4 stroke Freeride E-Ride Cross Country E1 4 stroke Cross Country E2 4 stroke Cross Country E3 4 stroke Street</p>
Spare parts	


00029094007 EU power cord	
 <p>00029094007</p>	<p>Description/example of use Power cord with EU safety plug for connecting the VCI 1000 power supply</p> <p>Technical data Length approx.: 1.8 m (5.9 ft)</p> <p>for use with 00029196000DE 00029196000IT 00029196000FR 00029196000ES</p> <p>used with model MX1 4 stroke MX2 4 stroke Enduro E1 4 stroke Enduro E2 4 stroke Enduro E3 4 stroke Rally Freeride Dual Sport 4 stroke Freeride E-Ride Cross Country E1 4 stroke Cross Country E2 4 stroke Cross Country E3 4 stroke Street</p>
Spare parts	

00029094008 UK power cord	
 <p>00029094008</p>	<p>Description/example of use Power cord with UK safety plug for connecting the VCI 1000 power supply</p> <p>Technical data Length approx.: 1.8 m (5.9 ft)</p> <p>for use with 00029196000EN</p> <p>used with model MX1 4 stroke MX2 4 stroke Enduro E1 4 stroke Enduro E2 4 stroke Enduro E3 4 stroke Rally Freeride Dual Sport 4 stroke Freeride E-Ride Cross Country E1 4 stroke Cross Country E2 4 stroke Cross Country E3 4 stroke Street</p>
Spare parts	


00029094009 US power cord	
 <p>00029094009</p>	<p>Description/example of use Power cord with US safety plug for connecting the VCI 1000 power supply</p> <p>Technical data Length approx.: 1.8 m (5.9 ft)</p> <p>for use with 00029196000US 00029196000JP</p> <p>used with model MX1 4 stroke MX2 4 stroke Enduro E1 4 stroke Enduro E2 4 stroke</p>

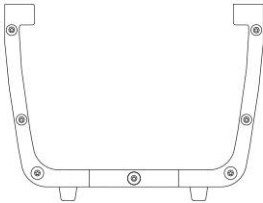
00029094011 Input stylus	
	Rally Freeride Dual Sport 4 stroke Freeride E-Ride Cross Country E1 4 stroke Cross Country E2 4 stroke Cross Country E3 4 stroke Street
	Spare parts


00029094012 Battery	
 <p>00029094012</p>	<p>Description/example of use</p> <p>Battery for Panasonic CF-D1</p> <p style="text-align: right;">for use with</p> <p style="text-align: right;">00029196000DE 00029196000EN 00029196000US 00029196000IT 00029196000FR 00029196000ES 00029196000JP</p> <p>used with model</p> <p>MX1 4 stroke MX2 4 stroke Enduro E1 4 stroke Enduro E2 4 stroke Enduro E3 4 stroke Rally Freeride Dual Sport 4 stroke Freeride E-Ride Cross Country E1 4 stroke Cross Country E2 4 stroke Cross Country E3 4 stroke Street</p>
	Spare parts

00029094013 Case	
 <p>00029094013</p>	<p>Description/example of use</p> <p>Case including inlay for storing the VCI 1000 and all the cables and adapters for diagnosis</p> <p style="text-align: right;">for use with</p> <p style="text-align: right;">00029196000DE 00029196000EN 00029196000US 00029196000IT 00029196000FR 00029196000ES 00029196000JP</p> <p>used with model</p> <p>MX1 4 stroke MX2 4 stroke Enduro E1 4 stroke Enduro E2 4 stroke Enduro E3 4 stroke Rally</p>


00029094013 Case	
	Freeride Dual Sport 4 stroke Freeride E-Ride Cross Country E1 4 stroke Cross Country E2 4 stroke Cross Country E3 4 stroke Street
	Spare parts

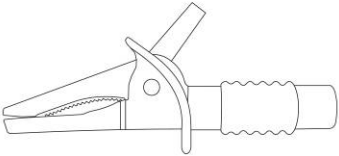
00029094015 Protective film	
 <p>00029094015</p>	Description/example of use Protective film for the Panasonic CF-D1 touchscreen
	for use with 00029196000DE 00029196000EN 00029196000US 00029196000IT 00029196000FR 00029196000ES 00029196000JP
Service <input type="checkbox"/>	Repair <input type="checkbox"/> optional <input checked="" type="checkbox"/>

00029094016 Stand	
 <p>00029094016</p>	Description/example of use Stand for the Panasonic CF-D1
	for use with 00029196000DE 00029196000EN 00029196000US 00029196000IT 00029196000FR 00029196000ES 00029196000JP
Service <input type="checkbox"/>	Repair <input type="checkbox"/> optional <input checked="" type="checkbox"/>

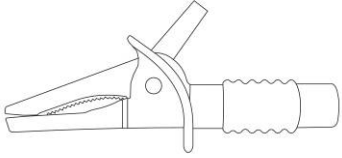
00029094017 Panasonic CF-D1	
 <p>00029094017</p>	Description/example of use Tablet computer with the software for vehicle diagnostics (without license key)
	for use with 00029196000DE 00029196000EN 00029196000US 00029196000IT 00029196000FR 00029196000ES 00029196000JP
used with model MX1 4 stroke MX2 4 stroke Enduro E1 4 stroke Enduro E2 4 stroke Enduro E3 4 stroke Rally Freeride Dual Sport 4 stroke Freeride E-Ride	


00029094017 Panasonic CF-D1	
	Cross Country E1 4 stroke Cross Country E2 4 stroke Cross Country E3 4 stroke Street
	Spare parts

00029094020 License key	
	<p>Description/example of use</p> <p>Corresponding license key for the vehicle diagnostics software</p> <p>for use with</p> <p>00029196000DE 00029196000EN 00029196000US 00029196000IT 00029196000FR 00029196000ES 00029196000JP</p> <p>used with model</p> <p>MX1 4 stroke MX2 4 stroke Enduro E1 4 stroke Enduro E2 4 stroke Enduro E3 4 stroke Rally Freeride Dual Sport 4 stroke Freeride E-Ride Cross Country E1 4 stroke Cross Country E2 4 stroke Cross Country E3 4 stroke Street</p>
	<p>Service <input checked="" type="checkbox"/></p> <p>Repair <input type="checkbox"/></p> <p>optional <input type="checkbox"/></p>

00029094021 Black test terminal	
 <p>00029094021</p>	<p>Description/example of use</p> <p>Test terminal for connecting the measurement cable</p> <p>Technical data</p> <p>4 mm (0.16 in) Color: Black</p> <p>for use with</p> <p>00029196000DE 00029196000EN 00029196000US 00029196000IT 00029196000FR 00029196000ES 00029196000JP</p> <p>used with model</p> <p>MX1 4 stroke MX2 4 stroke Enduro E1 4 stroke Enduro E2 4 stroke Enduro E3 4 stroke Rally Freeride Dual Sport 4 stroke Freeride E-Ride Cross Country E1 4 stroke</p>

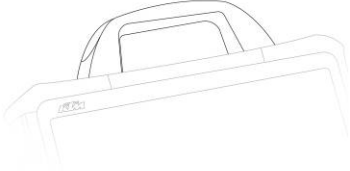
00029094021 Black test terminal	
	Cross Country E2 4 stroke Cross Country E3 4 stroke Street
	Spare parts

00029094022 Red test terminal	
 <p>00029094022</p>	<p>Description/example of use</p> <p>Test terminal for connecting the measurement cable</p> <p>Technical data for use with</p> <p>4 mm (0.16 in) 00029196000DE</p> <p>Color: Red 00029196000EN</p> <p>00029196000US</p> <p>00029196000IT</p> <p>00029196000FR</p> <p>00029196000ES</p> <p>00029196000JP</p> <p>used with model</p> <p>MX1 4 stroke</p> <p>MX2 4 stroke</p> <p>Enduro E1 4 stroke</p> <p>Enduro E2 4 stroke</p> <p>Enduro E3 4 stroke</p> <p>Rally</p> <p>Freeride Dual Sport 4 stroke</p> <p>Freeride E-Ride</p> <p>Cross Country E1 4 stroke</p> <p>Cross Country E2 4 stroke</p> <p>Cross Country E3 4 stroke</p> <p>Street</p>
	Spare parts

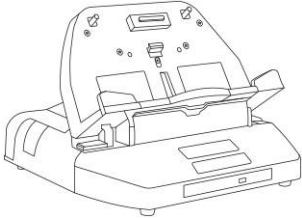
00029094023 Black measurement cable	
 <p>00029094023</p>	<p>Description/example of use</p> <p>Measurement cable with 4 mm banana plug</p> <p>Technical data for use with</p> <p>Length approx.: 2 m (7 ft) 00029196000DE</p> <p>Color: Black 00029196000EN</p> <p>00029196000US</p> <p>00029196000IT</p> <p>00029196000FR</p> <p>00029196000ES</p> <p>00029196000JP</p> <p>used with model</p> <p>MX1 4 stroke</p> <p>MX2 4 stroke</p> <p>Enduro E1 4 stroke</p> <p>Enduro E2 4 stroke</p> <p>Enduro E3 4 stroke</p> <p>Rally</p> <p>Freeride Dual Sport 4 stroke</p> <p>Freeride E-Ride</p> <p>Cross Country E1 4 stroke</p>

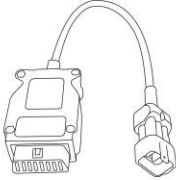
00029094023 Black measurement cable	
	Cross Country E2 4 stroke Cross Country E3 4 stroke Street
	Spare parts


00029094024 Red measurement cable	
 <p>00029094024</p>	<p>Description/example of use</p> <p>Measurement cable with 4 mm banana plug</p> <p>Technical data</p> <p>Length approx.: 2 m (7 ft)</p> <p>Color: Red</p> <p>for use with</p> <p>00029196000DE 00029196000EN 00029196000US 00029196000IT 00029196000FR 00029196000ES 00029196000JP</p> <p>used with model</p> <p>MX1 4 stroke MX2 4 stroke Enduro E1 4 stroke Enduro E2 4 stroke Enduro E3 4 stroke Rally Freeride Dual Sport 4 stroke Freeride E-Ride Cross Country E1 4 stroke Cross Country E2 4 stroke Cross Country E3 4 stroke Street</p>
	Spare parts


00029094026 Handle	
 <p>00029094026</p>	<p>Description/example of use</p> <p>Handle for Panasonic CF-D1</p> <p>for use with</p> <p>00029196000DE 00029196000EN 00029196000US 00029196000IT 00029196000FR 00029196000ES 00029196000JP</p> <p>used with model</p> <p>MX1 4 stroke MX2 4 stroke Enduro E1 4 stroke Enduro E2 4 stroke Enduro E3 4 stroke Rally Freeride Dual Sport 4 stroke Freeride E-Ride Cross Country E1 4 stroke</p>

00029094026 Handle	
	Cross Country E2 4 stroke Cross Country E3 4 stroke Street
	Spare parts

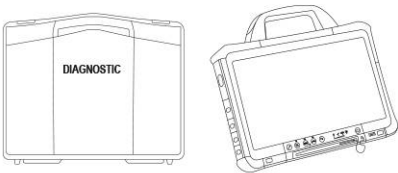
00029094027 Docking station	
 <p>00029094027</p>	<p>Description/example of use Docking station for Panasonic CF-D1</p> <p>Technical data With DVD player</p>
	<p>for use with</p> <p>00029196000DE 00029196000EN 00029196000US 00029196000IT 00029196000FR 00029196000ES 00029196000JP</p>
Service <input type="checkbox"/>	Repair <input type="checkbox"/> optional <input checked="" type="checkbox"/>

00029094028 Diagnosis adapter cable	
 <p>00029094028</p>	<p>Description/example of use Adapter cable for connecting a standardized VCI (Pass Thru) with OBD connector</p> <p>Technical data Length approx.: 35 cm (13.8 in)</p>
	<p>Service <input type="checkbox"/> Repair <input type="checkbox"/> optional <input checked="" type="checkbox"/></p>

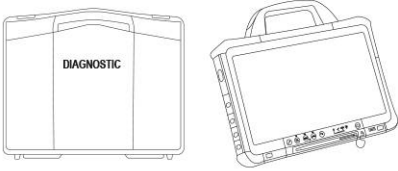
00029094031 USB cable	
 <p>00029094031</p>	<p>Description/example of use USB cable type A to type A, for flashing the combination instrument</p> <p>Technical data Length approx.: 3 m (10 ft) Color: Orange</p>
	<p>for use with</p> <p>00029196000DE 00029196000EN 00029196000US 00029196000IT 00029196000FR 00029196000ES 00029196000JP</p>
<p>used with model</p> <p>1290 Super Adventure S 1290 Super Adventure R</p>	<p>Service <input checked="" type="checkbox"/> Repair <input type="checkbox"/> optional <input type="checkbox"/></p>

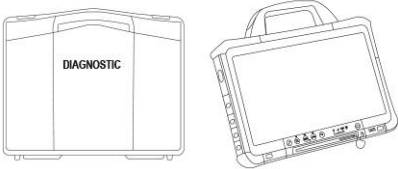
00029196000DE XC_1 NG DE	
 <p>00029196000DE</p>	<p>Description/example of use XC_1 NG as set in German language version with EU safety plug</p>
	<p>used with model</p> <p>MX1 4 stroke MX2 4 stroke Enduro E1 4 stroke Enduro E2 4 stroke Enduro E3 4 stroke</p>
<p>matching tools / articles are</p> <p>70029069000 00029094001 (Scope of supply) 00029094002 (Scope of supply) 00029094003 (Scope of supply) 00029094004 (Scope of supply)</p>	

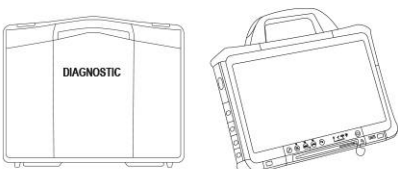
00029196000DE XC_1 NG DE			
	Rally	00029094005 (Scope of supply)	
	Freeride Dual Sport 4 stroke	00029094006 (Scope of supply)	
	Freeride E-Ride	00029094007 (Scope of supply)	
	Cross Country E1 4 stroke	00029094010 (Scope of supply)	
	Cross Country E2 4 stroke	00029094011 (Scope of supply)	
	Cross Country E3 4 stroke	00029094012 (Scope of supply)	
	Street	00029094013 (Scope of supply)	
		00029094015	
		00029094016	
		00029094017 (Scope of supply)	
		00029094020	
		00029094021 (Scope of supply)	
		00029094022 (Scope of supply)	
		00029094023 (Scope of supply)	
		00029094024 (Scope of supply)	
		00029094026 (Scope of supply)	
		00029094027	
		00029094031	
	alternative tools		
	00029196000EN		
	00029196000ES		
	00029196000FR		
	00029196000IT		
	00029196000JP		
	00029196000US		
	Service <input checked="" type="checkbox"/>	Repair <input type="checkbox"/>	optional <input type="checkbox"/>

00029196000EN XC_1 NG EN		
 <p>00029196000EN</p>	Description/example of use	
	XC_1 NG as set in English language version with UK plug	
	used with model	matching tools / articles are
	MX1 4 stroke	70029069000
	MX2 4 stroke	00029094001 (Scope of supply)
	Enduro E1 4 stroke	00029094002 (Scope of supply)
	Enduro E2 4 stroke	00029094003 (Scope of supply)
	Enduro E3 4 stroke	00029094004 (Scope of supply)
	Rally	00029094005 (Scope of supply)
	Freeride Dual Sport 4 stroke	00029094006 (Scope of supply)
	Freeride E-Ride	00029094008 (Scope of supply)
	Cross Country E1 4 stroke	00029094010 (Scope of supply)
	Cross Country E2 4 stroke	00029094011 (Scope of supply)
	Cross Country E3 4 stroke	00029094012 (Scope of supply)
	Street	00029094013 (Scope of supply)
		00029094015
		00029094016
		00029094017 (Scope of supply)
		00029094020
		00029094021 (Scope of supply)
		00029094022 (Scope of supply)
		00029094023 (Scope of supply)
		00029094024 (Scope of supply)
		00029094026 (Scope of supply)

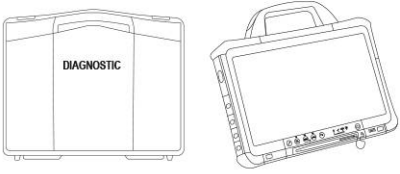
00029196000EN XC_1 NG EN			
			00029094027 00029094031
	alternative tools		
	00029196000DE		
	00029196000ES		
	00029196000FR		
	00029196000IT		
	00029196000JP		
	00029196000US		
	Service <input checked="" type="checkbox"/>	Repair <input type="checkbox"/>	optional <input type="checkbox"/>

00029196000US XC_1 NG US			
 <p>00029196000US</p>	Description/example of use		
	XC_1 NG as set in English language version with US plug		
	used with model	matching tools / articles are	
	MX1 4 stroke	70029069000	
	MX2 4 stroke	00029094001 (Scope of supply)	
	Enduro E1 4 stroke	00029094002 (Scope of supply)	
	Enduro E2 4 stroke	00029094003 (Scope of supply)	
	Enduro E3 4 stroke	00029094004 (Scope of supply)	
	Rally	00029094005 (Scope of supply)	
	Freeride Dual Sport 4 stroke	00029094006 (Scope of supply)	
	Freeride E-Ride	00029094009 (Scope of supply)	
	Cross Country E1 4 stroke	00029094010 (Scope of supply)	
	Cross Country E2 4 stroke	00029094011 (Scope of supply)	
	Cross Country E3 4 stroke	00029094012 (Scope of supply)	
	Street	00029094013 (Scope of supply)	
		00029094015	
		00029094016	
		00029094017 (Scope of supply)	
		00029094020	
		00029094021 (Scope of supply)	
		00029094022 (Scope of supply)	
		00029094023 (Scope of supply)	
		00029094024 (Scope of supply)	
		00029094026 (Scope of supply)	
		00029094027	
		00029094031	
	alternative tools		
	00029196000DE		
	00029196000EN		
	00029196000ES		
	00029196000FR		
	00029196000IT		
	00029196000JP		
	Service <input checked="" type="checkbox"/>	Repair <input type="checkbox"/>	optional <input type="checkbox"/>

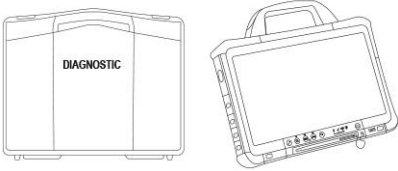
00029196000IT XC_1 NG IT		
 <p>00029196000IT</p>	<p>Description/example of use XC_1 NG as set in Italian language version with EU safety plug</p> <p>used with model</p> <p>MX1 4 stroke MX2 4 stroke Enduro E1 4 stroke Enduro E2 4 stroke Enduro E3 4 stroke Rally Freeride Dual Sport 4 stroke Freeride E-Ride Cross Country E1 4 stroke Cross Country E2 4 stroke Cross Country E3 4 stroke Street</p> <p>alternative tools 00029196000DE 00029196000EN 00029196000ES 00029196000FR 00029196000JP 00029196000US</p>	<p>matching tools / articles are</p> <p>70029069000 00029094001 (Scope of supply) 00029094002 (Scope of supply) 00029094003 (Scope of supply) 00029094004 (Scope of supply) 00029094005 (Scope of supply) 00029094006 (Scope of supply) 00029094007 (Scope of supply) 00029094010 (Scope of supply) 00029094011 (Scope of supply) 00029094012 (Scope of supply) 00029094013 (Scope of supply) 00029094015 00029094016 00029094017 (Scope of supply) 00029094020 00029094021 (Scope of supply) 00029094022 (Scope of supply) 00029094023 (Scope of supply) 00029094024 (Scope of supply) 00029094026 (Scope of supply) 00029094027 00029094031</p>
<p>Service <input checked="" type="checkbox"/></p>		<p>Repair <input type="checkbox"/></p>
		<p>optional <input type="checkbox"/></p>


00029196000FR XC_1 NG FR		
 <p>00029196000FR</p>	<p>Description/example of use XC_1 NG as set in French language version with EU safety plug</p> <p>used with model</p> <p>MX1 4 stroke MX2 4 stroke Enduro E1 4 stroke Enduro E2 4 stroke Enduro E3 4 stroke Rally Freeride Dual Sport 4 stroke Freeride E-Ride Cross Country E1 4 stroke Cross Country E2 4 stroke Cross Country E3 4 stroke Street</p>	<p>matching tools / articles are</p> <p>70029069000 00029094001 (Scope of supply) 00029094002 (Scope of supply) 00029094003 (Scope of supply) 00029094004 (Scope of supply) 00029094005 (Scope of supply) 00029094006 (Scope of supply) 00029094007 (Scope of supply) 00029094010 (Scope of supply) 00029094011 (Scope of supply) 00029094012 (Scope of supply) 00029094013 (Scope of supply)</p>

00029196000FR XC_1 NG FR					
		00029094015 00029094016 00029094017 (Scope of supply) 00029094020 00029094021 (Scope of supply) 00029094022 (Scope of supply) 00029094023 (Scope of supply) 00029094024 (Scope of supply) 00029094026 (Scope of supply) 00029094027 00029094031			
	alternative tools 00029196000DE 00029196000EN 00029196000ES 00029196000IT 00029196000JP 00029196000US				
Service	<input checked="" type="checkbox"/>	Repair	<input type="checkbox"/>	optional	<input type="checkbox"/>

00029196000ES XC_1 NG ES		
 <p>00029196000ES</p>	Description/example of use XC_1 NG as set in Spanish language version with EU safety plug	
	used with model MX1 4 stroke MX2 4 stroke Enduro E1 4 stroke Enduro E2 4 stroke Enduro E3 4 stroke Rally Freeride Dual Sport 4 stroke Freeride E-Ride Cross Country E1 4 stroke Cross Country E2 4 stroke Cross Country E3 4 stroke Street	matching tools / articles are 70029069000 00029094001 (Scope of supply) 00029094002 (Scope of supply) 00029094003 (Scope of supply) 00029094004 (Scope of supply) 00029094005 (Scope of supply) 00029094006 (Scope of supply) 00029094007 (Scope of supply) 00029094010 (Scope of supply) 00029094011 (Scope of supply) 00029094012 (Scope of supply) 00029094013 (Scope of supply) 00029094015 00029094016 00029094017 (Scope of supply) 00029094020 00029094021 (Scope of supply) 00029094022 (Scope of supply) 00029094023 (Scope of supply) 00029094024 (Scope of supply) 00029094026 (Scope of supply) 00029094027 00029094031
	alternative tools 00029196000DE 00029196000EN 00029196000FR	

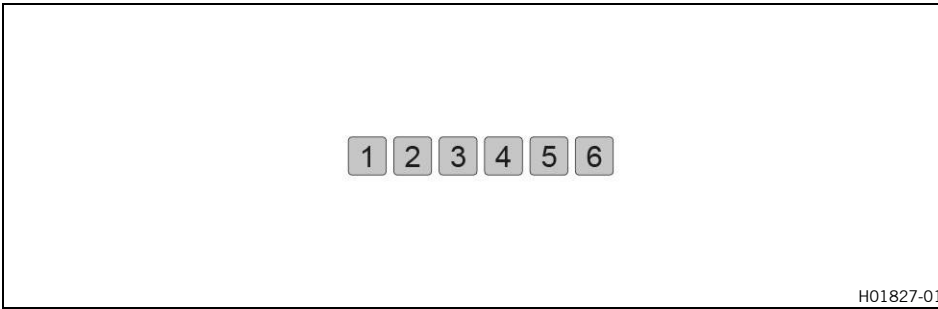
00029196000ES XC_1 NG ES			
		00029196000IT 00029196000JP 00029196000US	
Service	<input checked="" type="checkbox"/>	Repair	<input type="checkbox"/>
		optional	<input type="checkbox"/>

00029196000JP XC_1 NG JP			
 <p>00029196000JP</p>	<p>Description/example of use</p> <p>XC_1 NG as set in Japanese language version with US plug</p>		
	<p>used with model</p> <p>MX1 4 stroke</p> <p>MX2 4 stroke</p> <p>Enduro E1 4 stroke</p> <p>Enduro E2 4 stroke</p> <p>Enduro E3 4 stroke</p> <p>Rally</p> <p>Freeride Dual Sport 4 stroke</p> <p>Freeride E-Ride</p> <p>Cross Country E1 4 stroke</p> <p>Cross Country E2 4 stroke</p> <p>Cross Country E3 4 stroke</p> <p>Street</p>	<p>matching tools / articles are</p> <p>70029069000</p> <p>00029094001 (Scope of supply)</p> <p>00029094002 (Scope of supply)</p> <p>00029094003 (Scope of supply)</p> <p>00029094004 (Scope of supply)</p> <p>00029094005 (Scope of supply)</p> <p>00029094006 (Scope of supply)</p> <p>00029094009 (Scope of supply)</p> <p>00029094010 (Scope of supply)</p> <p>00029094011 (Scope of supply)</p> <p>00029094012 (Scope of supply)</p> <p>00029094013 (Scope of supply)</p> <p>00029094015</p> <p>00029094016</p> <p>00029094017 (Scope of supply)</p> <p>00029094020</p> <p>00029094021 (Scope of supply)</p> <p>00029094022 (Scope of supply)</p> <p>00029094023 (Scope of supply)</p> <p>00029094024 (Scope of supply)</p> <p>00029094026 (Scope of supply)</p> <p>00029094027</p> <p>00029094031</p>	<p>alternative tools</p> <p>00029196000DE</p> <p>00029196000EN</p> <p>00029196000ES</p> <p>00029196000FR</p> <p>00029196000IT</p> <p>00029196000US</p>
Service	<input checked="" type="checkbox"/>	Repair	<input type="checkbox"/>
		optional	<input type="checkbox"/>

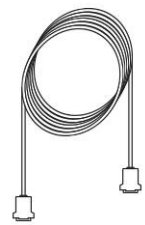


70029069000 Diagnosis adapter cable			
 <p>70029069000</p>	<p>Description/example of use</p> <p>Adapter cable for connection to KTM PowerPack</p>		
	<p>Technical data</p> <p>Length approx.: 35 cm (13.8 in)</p>	<p>for use with</p> <p>00029196000DE</p> <p>00029196000EN</p> <p>00029196000US</p> <p>00029196000IT</p> <p>00029196000FR</p> <p>00029196000ES</p> <p>00029196000JP</p>	

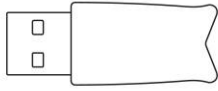
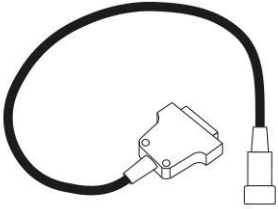

70029069000 Diagnosis adapter cable			
	used with model Freeride E-Ride Supermoto E-Ride		
	Service <input checked="" type="checkbox"/>	Repair <input type="checkbox"/>	optional <input type="checkbox"/>

2.1 Overview



- 1 Diagnostics cable extension (00029096002) (🔍 p. 21)
- 2 Power supply unit VCI (00029096003) (🔍 p. 21)
- 3 Case (00029096004) (🔍 p. 21)
- 4 Software dongle XC_1 (00029096006) (🔍 p. 22)
- 5 Diagnosis adapter cable (00029096009) (🔍 p. 22)
- 6 Protective frame for VCI (00029096011) (🔍 p. 22)

00029096002 Diagnostics cable extension	
 00029096002	Description/example of use Extension cables between VCI and diagnostic connector on the vehicle Technical data Length approx.: 4 m (13 ft)
Spare parts	
00029096003 Power supply unit VCI	
 00029096003	Description/example of use Power supply unit for VCI Technical data Power output: 12 V Power output: 0.8 A
Spare parts	
00029096004 Case	
 00029096004	Description/example of use Case including inlay for storing the VCI and all cables and adapters for diagnosis
Spare parts	

00029096006 Software dongle XC_1	
 <p>00029096006</p>	<p>Description/example of use HASP software dongle for XC_1</p>
Spare parts	
00029096009 Diagnosis adapter cable	
 <p>00029096009</p>	<p>Description/example of use Adapter cable for connection to KTM vehicle</p> <p>Technical data Length approx.: 50 cm (19.7 in)</p>
Spare parts	
00029096011 Protective frame for VCI	
 <p>00029096011</p>	<p>Description/example of use Frame to protect the VCI</p>
Spare parts	

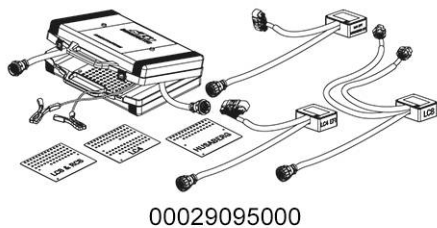
3.1 Overview

- 1 2 3 4 5 6 7 8 9 10 11 12 13 14 15 16

H02570-01

- | | |
|----|--|
| 1 | Break out box kit (00029095000) (📖 p. 23) |
| 2 | Break out box (00029095001) (📖 p. 24) |
| 3 | Adapter and templates LC8 & RC8 (00029095002) (📖 p. 25) |
| 4 | Adapter and template EFI (00029095003) (📖 p. 25) |
| 5 | Adapter and template LC4 EPT (00029095004) (📖 p. 25) |
| 6 | Adapter and template LC125 (00029095009) (📖 p. 25) |
| 7 | Adapter and template KHRS (00029095010) (📖 p. 26) |
| 8 | Adapter and template KHR4 (00029095011) (📖 p. 26) |
| 9 | Adapter and template KRSZ (00029095012) (📖 p. 26) |
| 10 | Adapter and template M3C (00029095013) (📖 p. 27) |
| 11 | EU battery charger XCharge-professional (00029095050) (📖 p. 27) |
| 12 | US battery charger XCharge-professional (00029095051) (📖 p. 28) |
| 13 | UK battery charger XCharge-professional (00029095052) (📖 p. 28) |
| 14 | CH battery charger XCharge-professional (00029095053) (📖 p. 29) |
| 15 | Digital voltage regulator (70029014000) (📖 p. 29) |
| 16 | AVL Ditest HV Safety 2000 (70029068000) (📖 p. 30) |

00029095000 Break out box kit



Description/example of use

Set consisting of a connector board and a variety of adapter cables for carrying out various electrical measurements on the vehicle wiring harness


used with model

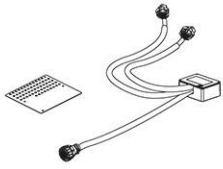



- 350 SX-F 2016
- 350 SX-F 2017
- 350 SX-F 2018
- 450 SX-F Factory Edition US 2015
- 450 SX-F 2016
- 450 SX-F 2017
- 450 SX-F 2018
- 250 SX-F Factory Edition US 2015
- 250 SX-F 2016
- 250 SX-F 2017
- 250 SX-F 2018
- 250 EXC TPI EU 2018
- 250 EXC Six Days 2018
- 300 EXC TPI EU 2018
- 300 EXC Six Days 2018
- 450 Rally 2015
- 450 Rally 2016
- 450 Rally 2017
- Freeride 250 F
- 250 XC-F 2016

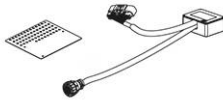
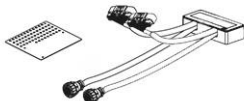

matching tools / articles are

- 00029095001 (Scope of supply)
- 00029095002 (Scope of supply)
- 00029095003 (Scope of supply)
- 00029095004 (Scope of supply)
- 00029095009 (Scope of supply)
- 00029095010 (Scope of supply)
- 00029095011 (Scope of supply)
- 00029095012 (Scope of supply)
- 00029095013 (Scope of supply)

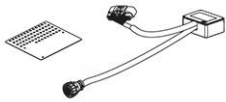
00029095000 Break out box kit		
	250 XC-F 2017	
	250 XC-F 2018	
	250 XC-W TPI US 2018	
	350 XC-F 2016	
	350 XC-F 2017	
	350 XC-F 2018	
	450 XC-F 2016	
	450 XC-F 2017	
	450 XC-F 2018	
	Supermoto / Dual Sport	
	Travel	
	Naked Bike	
Sport Bike		
Touring		
Service	<input type="checkbox"/>	Repair <input type="checkbox"/> optional <input checked="" type="checkbox"/>

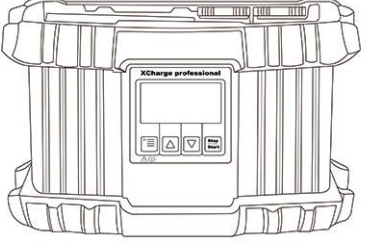
00029095001 Break out box	
 <p>00029095001</p>	<p>Description/example of use</p> <p>Box with connector board (without adapter and templates) for carrying out various electrical measurements on the vehicle wiring harness</p> <p>for use with 00029095000</p> <p>used with model</p> <p>350 SX-F 2016</p> <p>350 SX-F 2017</p> <p>350 SX-F 2018</p> <p>450 SX-F Factory Edition US 2015</p> <p>450 SX-F 2016</p> <p>450 SX-F 2017</p> <p>450 SX-F 2018</p> <p>250 SX-F Factory Edition US 2015</p> <p>250 SX-F 2016</p> <p>250 SX-F 2017</p> <p>250 SX-F 2018</p> <p>250 EXC TPI EU 2018</p> <p>250 EXC Six Days 2018</p> <p>300 EXC TPI EU 2018</p> <p>300 EXC Six Days 2018</p> <p>450 Rally 2015</p> <p>450 Rally 2016</p> <p>450 Rally 2017</p> <p>Freeride 250 F</p> <p>250 XC-F 2016</p> <p>250 XC-F 2017</p> <p>250 XC-F 2018</p> <p>250 XC-W TPI US 2018</p> <p>350 XC-F 2016</p> <p>350 XC-F 2017</p> <p>350 XC-F 2018</p> <p>450 XC-F 2016</p> <p>450 XC-F 2017</p> <p>450 XC-F 2018</p> <p>Supermoto / Dual Sport</p>

00029095001 Break out box	
	Travel Naked Bike Sport Bike Touring Spare parts
00029095002 Adapter and templates LC8 & RC8	
 <p>00029095002</p>	Description/example of use Adapter cable and template for performing various electrical measurements on the vehicle wiring harness for use with 00029095000 used with model Super Bike Big Spare parts
00029095003 Adapter and template EFI	
 <p>00029095003</p>	Description/example of use Adapter cable and template for performing various electrical measurements on the vehicle wiring harness for use with 00029095000 Spare parts
00029095004 Adapter and template LC4 EPT	
 <p>00029095004</p>	Description/example of use Adapter cable and template for performing various electrical measurements on the vehicle wiring harness for use with 00029095000 Spare parts
00029095009 Adapter and template LC125	
 <p>00029095009</p>	Description/example of use Adapter cable and template for performing various electrical measurements on the vehicle wiring harness for use with 00029095000 used with model Naked Small Super Bike Small Spare parts

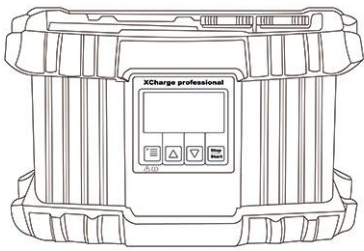
00029095010 Adapter and template KHRS	
 <p>00029095010</p>	<p>Description/example of use</p> <p>Adapter cable and template for performing various electrical measurements on the vehicle wiring harness</p> <p style="text-align: right;">for use with 00029095000</p> <p>used with model</p> <p>Supermoto / Dual Sport Dual Sport Enduro 690 Duke EU 2014 690 Duke US 2014 690 Duke 2015 690 Duke R 2014 690 Duke R 2015</p>
Spare parts	
00029095011 Adapter and template KHR4	
 <p>00029095011</p>	<p>Description/example of use</p> <p>Adapter cable and template for performing various electrical measurements on the vehicle wiring harness</p> <p style="text-align: right;">for use with 00029095000</p> <p>used with model</p> <p>Travel Enduro 690 Duke 2016 690 Duke 2017 690 Duke R 2016 690 Duke R 2017 Naked Big Touring</p>
Spare parts	
00029095012 Adapter and template KRSZ	
 <p>00029095012</p>	<p>Description/example of use</p> <p>Adapter cable and template for performing various electrical measurements on the vehicle wiring harness</p> <p style="text-align: right;">for use with 00029095000</p> <p>used with model</p> <p>350 SX-F 2016 350 SX-F 2017 350 SX-F 2018 450 SX-F Factory Edition US 2015 450 SX-F 2016 450 SX-F 2017 450 SX-F 2018 250 SX-F Factory Edition US 2015 250 SX-F 2016 250 SX-F 2017 250 SX-F 2018 450 Rally 2015 450 Rally 2016 450 Rally 2017 Freeride 250 F 250 XC-F 2016</p>

00029095012 Adapter and template KRSZ	
	250 XC-F 2017 250 XC-F 2018 350 XC-F 2016 350 XC-F 2017 350 XC-F 2018 450 XC-F 2016 450 XC-F 2017 450 XC-F 2018
	Spare parts

00029095013 Adapter and template M3C	
 <p>00029095013</p>	<p>Description/example of use</p> <p>Adapter cable and template for performing various electrical measurements on the vehicle wiring harness</p> <p style="text-align: right;">for use with 00029095000</p> <p>used with model</p> 250 EXC TPI EU 2018 250 EXC Six Days 2018 300 EXC TPI EU 2018 300 EXC Six Days 2018 250 XC-W TPI US 2018
	Spare parts

00029095050 EU battery charger XCharge-professional				
	<p>Description/example of use</p> <p>Specially designed battery charger for the correct charging of various vehicle batteries (acid, AGM and lithium-ion), backup operation with diagnosis and flash operations, refresh function at deep discharge, initial charge for the activation of dry batteries, the software can be updated using a dongle</p> <p>Technical data</p> EU safety plug Nominal voltage: 230 V Mains fuse: 16 A Power cable length approx.: 5 m (16 ft) Charger cable length approx.: 5 m (16 ft)			
	<p>used with model</p> MX1 4 stroke MX2 4 stroke Enduro E1 4 stroke Enduro E2 Enduro E3 Rally Freeride 150 XC-W Cross Country E1 4 stroke Cross Country E2 Cross Country E3 Street			
	<p>alternative tools</p> 00029095051 00029095052 00029095053			
	<table border="0" style="width: 100%;"> <tr> <td style="width: 33%;">Service <input checked="" type="checkbox"/></td> <td style="width: 33%;">Repair <input type="checkbox"/></td> <td style="width: 33%;">optional <input type="checkbox"/></td> </tr> </table>	Service <input checked="" type="checkbox"/>	Repair <input type="checkbox"/>	optional <input type="checkbox"/>
Service <input checked="" type="checkbox"/>	Repair <input type="checkbox"/>	optional <input type="checkbox"/>		

00029095051 US battery charger XCharge-professional



Description/example of use

Specially designed battery charger for the correct charging of various vehicle batteries (acid, AGM and lithium-ion), backup operation with diagnosis and flash operations, refresh function at deep discharge, initial charge for the activation of dry batteries, the software can be updated using a dongle

Technical data

US plug

Nominal voltage: 120 V

Mains fuse: 32 A

Power cable length approx.: 5 m (16 ft)

Charger cable length approx.: 5 m (16 ft)

used with model

MX1 4 stroke

MX2 4 stroke

Enduro E1 4 stroke

Enduro E2

Enduro E3

Rally

Freeride

150 XC-W

Cross Country E1 4 stroke

Cross Country E2

Cross Country E3

Street

alternative tools

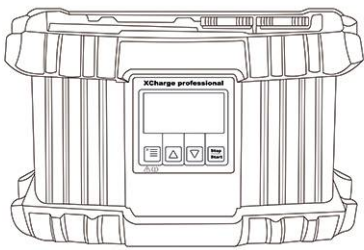
00029095050

00029095052

00029095053

Service	<input checked="" type="checkbox"/>	Repair	<input type="checkbox"/>	optional	<input type="checkbox"/>
---------	-------------------------------------	--------	--------------------------	----------	--------------------------

00029095052 UK battery charger XCharge-professional



Description/example of use

Specially designed battery charger for the correct charging of various vehicle batteries (acid, AGM and lithium-ion), backup operation with diagnosis and flash operations, refresh function at deep discharge, initial charge for the activation of dry batteries, the software can be updated using a dongle

Technical data

UK safety plug

Nominal voltage: 230 V

Mains fuse: 16 A

Power cable length approx.: 5 m (16 ft)

Charger cable length approx.: 5 m (16 ft)

used with model

MX1 4 stroke

MX2 4 stroke

Enduro E1 4 stroke

Enduro E2

Enduro E3

Rally

Freeride

150 XC-W

Cross Country E1 4 stroke

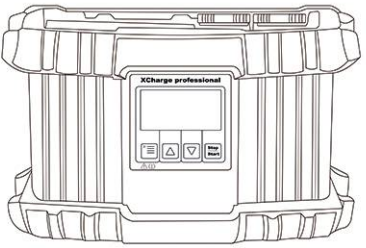
Cross Country E2

Cross Country E3

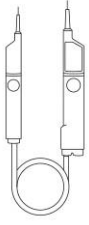
00029095052 UK battery charger XCharge-professional

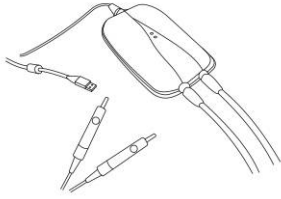
	Street		
	alternative tools		
	00029095050		
	00029095051		
	00029095053		
	Service <input checked="" type="checkbox"/>	Repair <input type="checkbox"/>	optional <input type="checkbox"/>

00029095053 CH battery charger XCharge-professional

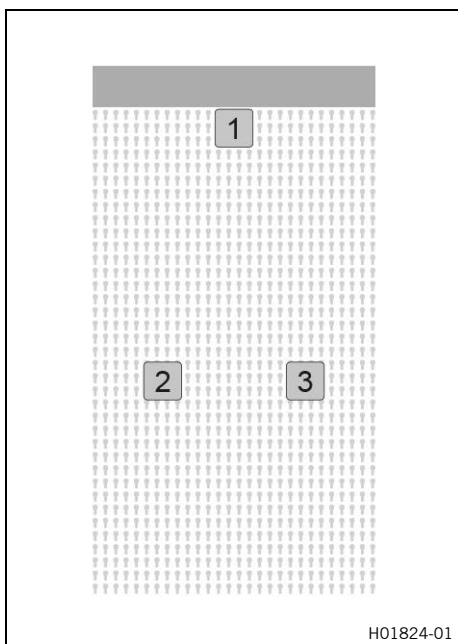
	<p>Description/example of use</p> <p>Specially designed battery charger for the correct charging of various vehicle batteries (acid, AGM and lithium-ion), backup operation with diagnosis and flash operations, refresh function at deep discharge, initial charge for the activation of dry batteries, the software can be updated using a dongle</p> <p>Technical data</p> <p>CH plug</p> <p>Nominal voltage: 230 V</p> <p>Mains fuse: 16 A</p> <p>Power cable length approx.: 5 m (16 ft)</p> <p>Charger cable length approx.: 5 m (16 ft)</p> <p>used with model</p> <p>MX1 4 stroke</p> <p>MX2 4 stroke</p> <p>Enduro E1 4 stroke</p> <p>Enduro E2</p> <p>Enduro E3</p> <p>Rally</p> <p>Freeride</p> <p>150 XC-W</p> <p>Cross Country E1 4 stroke</p> <p>Cross Country E2</p> <p>Cross Country E3</p> <p>Street</p> <p>alternative tools</p> <p>00029095050</p> <p>00029095051</p> <p>00029095052</p>		
	Service <input checked="" type="checkbox"/>	Repair <input type="checkbox"/>	optional <input type="checkbox"/>

70029014000 Digital voltage regulator

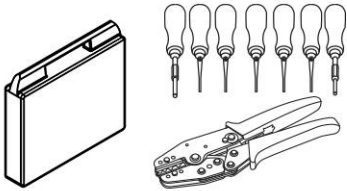
 <p>70029014000</p>	<p>Description/example of use</p> <p>“Duspol digital plus” voltage regulator for working with HV systems in accordance with securing workplaces in the workshop</p> <p>used with model</p> <p>Freeride E-Ride</p> <p>Supermoto E-Ride</p>		
	Service <input checked="" type="checkbox"/>	Repair <input type="checkbox"/>	optional <input type="checkbox"/>

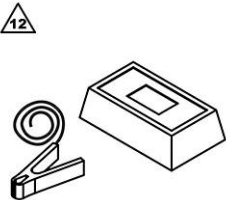
70029068000 AVL Ditest HV Safety 2000			
 <p>70029068000</p>	Description/example of use AVL DiTEST HV Safety 2000 supports the requirement for measurement at 1 ampere, exclusively via the standard USB connection, without any additional power supply or batteries. The device allows safe measurements to be carried out on the HV systems of electric vehicles. The advantage is that various measurements can be carried out with one device: the absence of voltage, insulation resistance, potential equalization and all measurements of a digital multimeter.		
	used with model Freeride E-Ride Supermoto E-Ride		
	Service	<input checked="" type="checkbox"/>	Repair
		optional	<input type="checkbox"/>

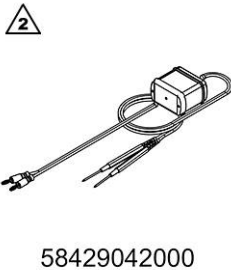
3.2 Wall tool organizer overview



- 1 Cable connector unlocking set (00029014000) (📖 p. 30)
- 2 Tachometer (45129075000) (📖 p. 30)
- 3 Peak voltage adapter (58429042000) (📖 p. 31)

00029014000 Cable connector unlocking set			
 <p>00029014000</p>	Description/example of use Pinout set including case and crimping pliers for repairing wiring harnesses or replacing the most common connectors		
	used with model KTM		
	Service	<input type="checkbox"/>	Repair
		optional	<input checked="" type="checkbox"/>

45129075000 Tachometer			
 <p>45129075000</p>	Description/example of use Measuring device for checking idle speed		
	used with model Mini MX Enduro		


45129075000 Tachometer			
	Freeride Dual Sport Cross Country Supermoto Competition		
	Service <input checked="" type="checkbox"/>	Repair <input type="checkbox"/>	optional <input type="checkbox"/>
58429042000 Peak voltage adapter			
 <p>58429042000</p>	Description/example of use Tool for connection to a commercially available multimeter, for checking ignition components		
	used with model Mini MX1 2 stroke MX2 2 stroke Enduro E1 2 stroke Enduro E2 2 stroke Enduro E3 2 stroke Freeride Dual Sport 2 stroke Cross Country E1 2 stroke Cross Country E2 2 stroke Cross Country E3 2 stroke		
	Service <input checked="" type="checkbox"/>	Repair <input type="checkbox"/>	optional <input type="checkbox"/>

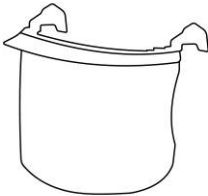
4.1 Overview

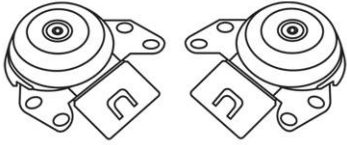
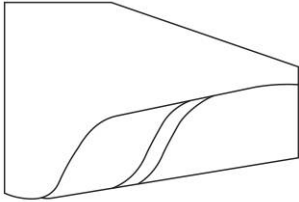

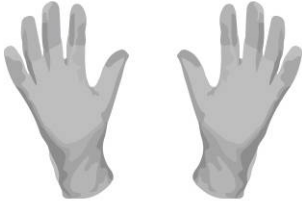







H02005-01

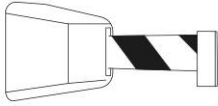

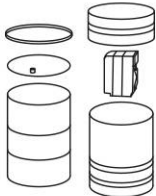
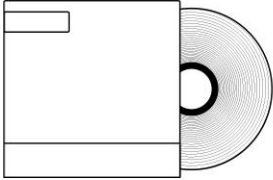
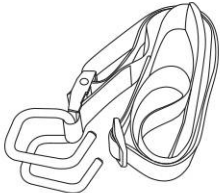
1	Safety helmet (70029003000) (📖 p. 32)
2	Safety mask (70029004000) (📖 p. 32)
3	Holder for safety mask (70029005000) (📖 p. 33)
4	Floor mat (70029006000) (📖 p. 33)
5	Safety gloves (70029007000) (📖 p. 33)
6	Inner glove liners (70029008000) (📖 p. 33)
7	Prohibition sign (70029009000) (📖 p. 33)
8	Warning sign (70029010000) (📖 p. 34)
9	Warning sign (70029011000) (📖 p. 34)
10	Warning sign (70029012000) (📖 p. 34)
11	Prohibition sign (70029013000) (📖 p. 34)
12	Warning tape (70029015000) (📖 p. 35)
13	Fire-resistant cabinet for hazardous goods (70029016000) (📖 p. 35)
14	Transport system (70029020000) (📖 p. 35)
15	Electrical insulation tape (70029021000) (📖 p. 35)
16	Lifting strap (70029022000) (📖 p. 35)

70029003000 Safety helmet			
 <p>70029003000</p>	Description/example of use Helmet to be worn when working with HV systems in accordance with securing workplaces in the workshop		
	used with model Freeride E-Ride Supermoto E-Ride	matching tools / articles are 70029004000 70029005000	
	Service <input checked="" type="checkbox"/>	Repair <input type="checkbox"/>	optional <input type="checkbox"/>


70029004000 Safety mask			
 <p>70029004000</p>	Description/example of use Clear visor for safety helmet to be worn when working with HV systems in accordance with securing workplaces in the workshop		
	used with model Freeride E-Ride Supermoto E-Ride	for use with 70029003000 matching tools / articles are 70029005000	
	Service <input checked="" type="checkbox"/>	Repair <input type="checkbox"/>	optional <input type="checkbox"/>

70029005000 Holder for safety mask			
 <p>70029005000</p>	<p>Description/example of use</p> <p>Attachment for safety mask, for working with HV systems in accordance with securing workplaces in the workshop</p>		
	<p>for use with</p> <p>70029003000 70029004000</p> <p>used with model</p> <p>Freeride E-Ride Supermoto E-Ride</p>		
Service <input checked="" type="checkbox"/>		Repair <input type="checkbox"/>	optional <input type="checkbox"/>
70029006000 Floor mat			
 <p>70029006000</p>	<p>Description/example of use</p> <p>Mat for laying down when working with HV systems in accordance with securing workplaces in the workshop</p>		
	<p>Technical data</p> <p>Width: 0.9 m (3 ft) Length: 1 m (3 ft) Thickness: 9.5 mm (0.374 in)</p> <p>used with model</p> <p>Freeride E-Ride Supermoto E-Ride</p>		
Service <input checked="" type="checkbox"/>		Repair <input type="checkbox"/>	optional <input type="checkbox"/>
70029007000 Safety gloves			
 <p>70029007000</p>	<p>Description/example of use</p> <p>Gloves to be worn when working with HV systems in accordance with securing workplaces in the workshop</p>		
	<p>used with model</p> <p>Freeride E-Ride Supermoto E-Ride</p> <p>matching tools / articles are</p> <p>70029008000</p>		
Service <input checked="" type="checkbox"/>		Repair <input type="checkbox"/>	optional <input type="checkbox"/>
70029008000 Inner glove liners			
 <p>70029008000</p>	<p>Description/example of use</p> <p>Anti-static inner gloves liner to be worn when working with HV systems in accordance with securing workplaces in the workshop</p>		
	<p>for use with</p> <p>70029007000</p> <p>used with model</p> <p>Freeride E-Ride Supermoto E-Ride</p>		
Service <input checked="" type="checkbox"/>		Repair <input type="checkbox"/>	optional <input type="checkbox"/>
70029009000 Prohibition sign			
 <p>70029009000</p>	<p>Description/example of use</p> <p>Prohibition sign "Activating switches prohibited" for working with HV systems in accordance with securing workplaces in the workshop</p>		
	<p>Technical data</p> <p>Width: 200 mm (7.87 in) Height: 300 mm (11.81 in)</p>		

70029009000 Prohibition sign			
	used with model Freeride E-Ride Supermoto E-Ride		
	Service	<input checked="" type="checkbox"/>	Repair optional <input type="checkbox"/>
70029010000 Warning sign			
 <p>70029010000</p>	Description/example of use Warning sign “Dangerous voltage” for working with HV systems in accordance with securing workplaces in the workshop		
	Technical data Width: 185 mm (7.28 in) Height: 165 mm (6.5 in) used with model Freeride E-Ride Supermoto E-Ride		
Service	<input checked="" type="checkbox"/>	Repair	optional <input type="checkbox"/>
70029011000 Warning sign			
 <p>70029011000</p>	Description/example of use Warning sign “Danger due to batteries” for working with HV systems in accordance with securing workplaces in the workshop		
	Technical data Width: 185 mm (7.28 in) Height: 165 mm (6.5 in) used with model Freeride E-Ride Supermoto E-Ride		
Service	<input checked="" type="checkbox"/>	Repair	optional <input type="checkbox"/>
70029012000 Warning sign			
 <p>70029012000</p>	Description/example of use Warning sign “Magnetic field” for working with HV systems in accordance with securing workplaces in the workshop		
	Technical data Width: 185 mm (7.28 in) Height: 165 mm (6.5 in) used with model Freeride E-Ride Supermoto E-Ride		
Service	<input checked="" type="checkbox"/>	Repair	optional <input type="checkbox"/>
70029013000 Prohibition sign			
 <p>70029013000</p>	Description/example of use Prohibition sign “No access for persons with pacemakers” for working with HV systems in accordance with securing workplaces in the workshop		
	Technical data Width: 200 mm (7.87 in) Height: 200 mm (7.87 in) used with model Freeride E-Ride Supermoto E-Ride		
Service	<input checked="" type="checkbox"/>	Repair	optional <input type="checkbox"/>


70029015000 Warning tape					
 <p>70029015000</p>	<p>Description/example of use</p> <p>Warning tape with indoor wall cassette for working with HV systems in accordance with securing workplaces in the workshop</p> <p>Technical data</p> <p>Belt width approx.: 50 mm (1.97 in)</p> <p>Belt length: 8 m (26 ft)</p> <p>used with model</p> <p>Freeride E-Ride</p> <p>Supermoto E-Ride</p>				
	Service	<input checked="" type="checkbox"/>	Repair	<input type="checkbox"/>	optional
70029016000 Fire-resistant cabinet for hazardous goods					
 <p>70029016000</p>	<p>Description/example of use</p> <p>Locker for secure storage of KTM Power Packs (ordered and supplied directly by the supplier Denios)</p> <p>Technical data</p> <p>Width: 1,200 mm (47.24 in)</p> <p>Height: 1,298 mm (51.1 in)</p> <p>Depth: 615 mm (24.21 in)</p> <p>used with model</p> <p>Freeride E-Ride</p> <p>Supermoto E-Ride</p>				
	Service	<input type="checkbox"/>	Repair	<input checked="" type="checkbox"/>	optional
70029020000 Transport system					
 <p>70029020000</p>	<p>Description/example of use</p> <p>Transport and quarantine box for damaged/faulty KTM Power Packs</p> <p>used with model</p> <p>Freeride E-Ride</p> <p>Supermoto E-Ride</p>				
	Service	<input type="checkbox"/>	Repair	<input checked="" type="checkbox"/>	optional
70029021000 Electrical insulation tape					
 <p>70029021000</p>	<p>Description/example of use</p> <p>Tape for masking plug-in connections</p> <p>used with model</p> <p>Freeride E-Ride</p> <p>Supermoto E-Ride</p>				
	Service	<input checked="" type="checkbox"/>	Repair	<input type="checkbox"/>	optional
70029022000 Lifting strap					
 <p>70029022000</p>	<p>Description/example of use</p> <p>Shoulder strap for removing the KTM power pack</p> <p>used with model</p> <p>Freeride E-Ride</p> <p>Supermoto E-Ride</p>				
	Service	<input checked="" type="checkbox"/>	Repair	<input type="checkbox"/>	optional

5.1 Overview




H01829-01

1 Bleeding device (00029013100) (📖 p. 36)

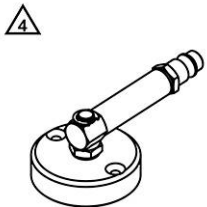

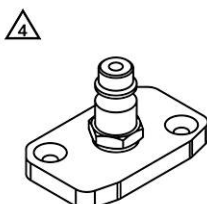
00029013100 Bleeding device		
 <p>00029013100</p>	Description/example of use Tool for maintenance of hydraulic brake system	
	used with model KTM	matching tools / articles are 00029013002 00029013004 00029013005 00029013006 00029013009 00029013010 00029013012 00029013013 00029013014 00029013015 00029013017 00029013018
Service <input checked="" type="checkbox"/>	Repair <input type="checkbox"/>	optional <input type="checkbox"/>


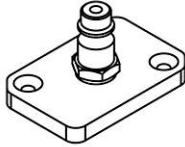
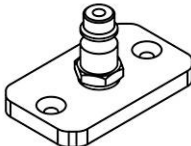

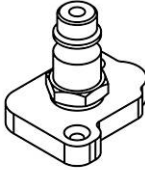
5.2 Wall tool organizer overview


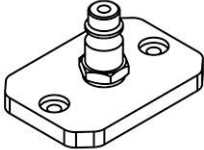
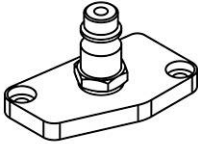
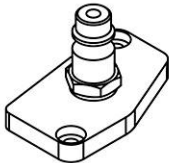


H01832-01

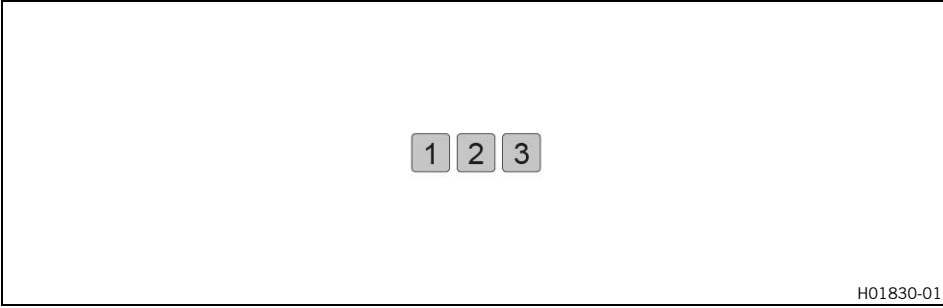
- 1 Bleeder cover (00029013002) (📖 p. 37)
- 2 Bleeder cover (00029013004) (📖 p. 37)
- 3 Bleeder cover (00029013005) (📖 p. 37)
- 4 Bleeder cover (00029013006) (📖 p. 38)
- 5 Bleeder cover (00029013009) (📖 p. 38)
- 6 Bleeder cover (00029013010) (📖 p. 38)
- 7 Bleeder cover (00029013012) (📖 p. 38)
- 8 Bleeder cover (00029013013) (📖 p. 38)
- 9 Bleeder cover (00029013014) (📖 p. 39)
- 10 Bleeder cover (00029013015) (📖 p. 39)
- 11 Bleeder cover (00029013017) (📖 p. 39)
- 12 Bleeder cover (00029013018) (📖 p. 39)

00029013002 Bleeder cover			
 <p>00029013002</p>	Description/example of use Adapter for hand or foot brake cylinder, for filling or bleeding the brake system for use with 00029013100		
	used with model Supermoto Competition 1190 Adventure 1190 Adventure R 1290 Super Adventure 1290 Super Adventure T 1290 Super Adventure S 1290 Super Adventure R 690 Duke R Naked Big Super Bike Big Touring		
	Service	<input checked="" type="checkbox"/>	Repair
			<input type="checkbox"/>
			optional
			<input type="checkbox"/>
00029013004 Bleeder cover			
 <p>00029013004</p>	Description/example of use Adapter for hand or foot brake cylinder, for filling or bleeding the brake system for use with 00029013100		
	used with model Rally Supermoto / Dual Sport 1190 Adventure 1190 Adventure R 1290 Super Adventure 1290 Super Adventure T 1290 Super Adventure S 1290 Super Adventure R Dual Sport Enduro Naked Mid Naked Big Super Bike Big Touring		
	Service	<input checked="" type="checkbox"/>	Repair
			<input type="checkbox"/>
			optional
			<input type="checkbox"/>
00029013005 Bleeder cover			
 <p>00029013005</p>	Description/example of use Adapter for hand or foot brake cylinder, for filling or bleeding the brake system for use with 00029013100		
	used with model MX Enduro Cross Country		
	Service	<input checked="" type="checkbox"/>	Repair
			<input type="checkbox"/>
			optional
			<input type="checkbox"/>

00029013006 Bleeder cover					
 <p>00029013006</p>	Description/example of use Adapter for hand or foot brake cylinder, for filling or bleeding the brake system for use with 00029013100 used with model MX Enduro E1 Enduro E2 Enduro E3 Cross Country Supermoto Competition				
	Service	<input checked="" type="checkbox"/>	Repair	<input type="checkbox"/>	optional
00029013009 Bleeder cover					
 <p>00029013009</p>	Description/example of use Adapter for hand or foot brake cylinder, for filling or bleeding the brake system for use with 00029013100 used with model Naked Small Super Bike Small				
	Service	<input checked="" type="checkbox"/>	Repair	<input type="checkbox"/>	optional
00029013010 Bleeder cover					
 <p>00029013010</p>	Description/example of use Adapter for hand or foot brake cylinder, for filling or bleeding the brake system for use with 00029013100 used with model Supermoto / Dual Sport				
	Service	<input checked="" type="checkbox"/>	Repair	<input type="checkbox"/>	optional
00029013012 Bleeder cover					
 <p>00029013012</p>	Description/example of use Adapter for hand or foot brake cylinder, for filling or bleeding the brake system for use with 00029013100 used with model Mini Freeride Dual Sport				
	Service	<input checked="" type="checkbox"/>	Repair	<input type="checkbox"/>	optional
00029013013 Bleeder cover					
 <p>00029013013</p>	Description/example of use Adapter for hand or foot brake cylinder, for filling or bleeding the brake system for use with 00029013100 used with model 50 SX				

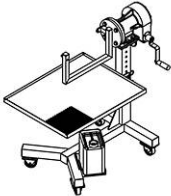
00029013013 Bleeder cover			
	50 SX Mini 50 SXS 50 SXS Mini		
	Service <input checked="" type="checkbox"/>	Repair <input type="checkbox"/>	optional <input type="checkbox"/>
00029013014 Bleeder cover			
 <p>00029013014</p>	<p>Description/example of use</p> <p>Adapter for hand or foot brake cylinder, for filling or bleeding the brake system for use with 00029013100</p> <p>used with model</p> <p>1050 Adventure 1090 Adventure 1090 Adventure R Naked Small Super Bike Small</p>		
		Service <input checked="" type="checkbox"/>	Repair <input type="checkbox"/>
00029013015 Bleeder cover			
 <p>00029013015</p>	<p>Description/example of use</p> <p>Adapter for hand or foot brake cylinder, for filling or bleeding the brake system for use with 00029013100</p> <p>used with model</p> <p>1050 Adventure 1090 Adventure 1090 Adventure R Dual Sport Enduro 690 Duke</p>		
		Service <input checked="" type="checkbox"/>	Repair <input type="checkbox"/>
00029013017 Bleeder cover			
 <p>00029013017</p>	<p>Description/example of use</p> <p>Adapter for hand or foot brake cylinder, for filling or bleeding the brake system for use with 00029013100</p> <p>used with model</p> <p>Freeride E-Ride Supersmoto E-Ride</p>		
		Service <input checked="" type="checkbox"/>	Repair <input type="checkbox"/>
00029013018 Bleeder cover			
 <p>00029013018</p>	<p>Description/example of use</p> <p>Adapter for hand or foot brake cylinder, for filling or bleeding the brake system for use with 00029013100</p> <p>used with model</p> <p>65 SX 85 SX Freeride Supersmoto E-Ride</p>		
		Service <input checked="" type="checkbox"/>	Repair <input type="checkbox"/>

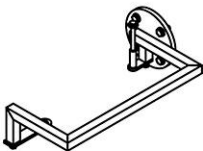
6.1 Overview

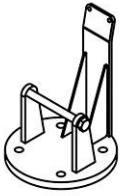


H01830-01

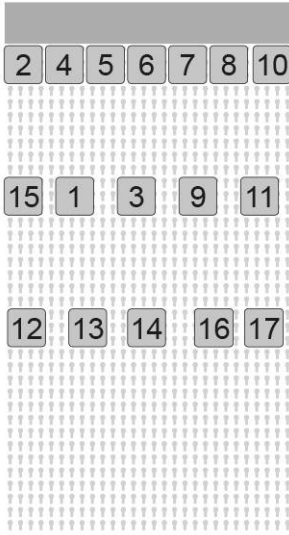
- 1 Engine work stand (61229001000) (🗨️ p. 40)
- 2 Engine bracket for work stand (61229002000) (🗨️ p. 40)
- 3 Holder for motor work stand (70029001000) (🗨️ p. 41)

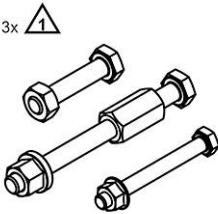
61229001000 Engine work stand																																							
 <p>61229001000</p>	<p>Description/example of use Tool (incl. chassis, crank rotation mechanism, oil pan and engine bracket) for mounting the removed engine</p> <p>used with model</p> <table border="0"> <tr><td>Mini</td><td>45229001060</td></tr> <tr><td>MX</td><td>45229001070</td></tr> <tr><td>Enduro E1</td><td>46229001060</td></tr> <tr><td>Enduro E2</td><td>46229001070</td></tr> <tr><td>Enduro E3 4 stroke</td><td>47229002020</td></tr> <tr><td>Freeride</td><td>50429002020</td></tr> <tr><td>Cross Country</td><td>55429002000</td></tr> <tr><td>Street</td><td>56029002000</td></tr> <tr><td></td><td>56029002020</td></tr> <tr><td></td><td>56029002030</td></tr> <tr><td></td><td>61229002000</td></tr> <tr><td></td><td>70029001000</td></tr> <tr><td></td><td>75012001060</td></tr> <tr><td></td><td>75012001070</td></tr> <tr><td></td><td>77229002000</td></tr> <tr><td></td><td>78029002000</td></tr> <tr><td></td><td>79229002000</td></tr> <tr><td></td><td>79429002000</td></tr> <tr><td></td><td>90129002000</td></tr> </table>	Mini	45229001060	MX	45229001070	Enduro E1	46229001060	Enduro E2	46229001070	Enduro E3 4 stroke	47229002020	Freeride	50429002020	Cross Country	55429002000	Street	56029002000		56029002020		56029002030		61229002000		70029001000		75012001060		75012001070		77229002000		78029002000		79229002000		79429002000		90129002000
Mini	45229001060																																						
MX	45229001070																																						
Enduro E1	46229001060																																						
Enduro E2	46229001070																																						
Enduro E3 4 stroke	47229002020																																						
Freeride	50429002020																																						
Cross Country	55429002000																																						
Street	56029002000																																						
	56029002020																																						
	56029002030																																						
	61229002000																																						
	70029001000																																						
	75012001060																																						
	75012001070																																						
	77229002000																																						
	78029002000																																						
	79229002000																																						
	79429002000																																						
	90129002000																																						
<table border="0"> <tr> <td>Service</td> <td><input type="checkbox"/></td> <td>Repair</td> <td><input checked="" type="checkbox"/></td> <td>optional</td> <td><input type="checkbox"/></td> </tr> </table>		Service	<input type="checkbox"/>	Repair	<input checked="" type="checkbox"/>	optional	<input type="checkbox"/>																																
Service	<input type="checkbox"/>	Repair	<input checked="" type="checkbox"/>	optional	<input type="checkbox"/>																																		

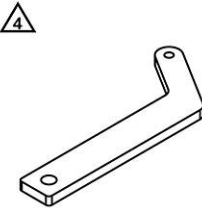
61229002000 Engine bracket for work stand							
 <p>61229002000</p>	<p>Description/example of use Separate tool for mounting large engines on the engine work stand</p> <p>for use with 61229001000</p> <p>used with model</p> <table border="0"> <tr><td>Travel Enduro</td></tr> <tr><td>Naked Big</td></tr> <tr><td>Super Bike Big</td></tr> <tr><td>Touring</td></tr> </table>	Travel Enduro	Naked Big	Super Bike Big	Touring		
Travel Enduro							
Naked Big							
Super Bike Big							
Touring							
<table border="0"> <tr> <td>Service</td> <td><input type="checkbox"/></td> <td>Repair</td> <td><input checked="" type="checkbox"/></td> <td>optional</td> <td><input type="checkbox"/></td> </tr> </table>		Service	<input type="checkbox"/>	Repair	<input checked="" type="checkbox"/>	optional	<input type="checkbox"/>
Service	<input type="checkbox"/>	Repair	<input checked="" type="checkbox"/>	optional	<input type="checkbox"/>		

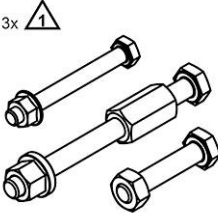

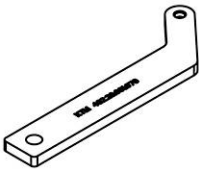

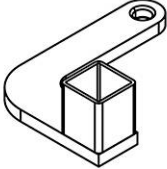

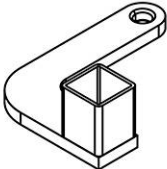

70029001000 Holder for motor work stand					
 <p>70029001000</p>	Description/example of use Tool for securing the removed motor on the motor work stand for use with 61229001000 used with model Freeride E-Ride Supermoto E-Ride				
	Service	<input type="checkbox"/>	Repair	<input checked="" type="checkbox"/>	optional

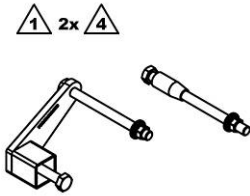
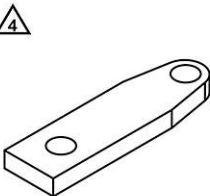
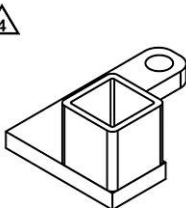
6.2 Wall tool organizer overview

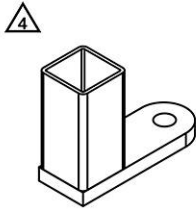
 <p>H01833-01</p>	1	Fitting for work stand (45229001060) (p. 41)
	2	Holder for engine work stand (45229001070) (p. 41)
	3	Fitting for work stand (46229001060) (p. 42)
	4	Holder for engine work stand (46229001070) (p. 42)
	5	Holder for engine motor stand (47229002020) (p. 42)
	6	Holder for engine work stand (50429002020) (p. 42)
	7	Holder and fitting for work stand (55429002000) (p. 43)
	8	Holder for engine work stand (56029002000) (p. 43)
	9	Holder for engine work stand (56029002020) (p. 43)
	10	Holder for engine work stand (56029002030) (p. 44)
	11	Fitting for work stand (75012001060) (p. 45)
	12	Holder for engine motor stand (75012001070) (p. 45)
	13	Holder and fitting for work stand (77229002000) (p. 45)
	14	Holder and fitting for work stand (78029002000) (p. 46)
	15	Holder and fitting for work stand (79229002000) (p. 46)
	16	Holder and fitting for work stand (79429002000) (p. 47)
	17	Holder and fitting for work stand (90129002000) (p. 47)

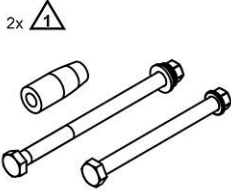

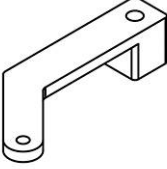

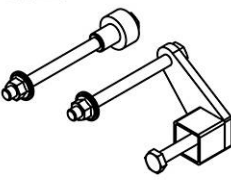

45229001060 Fitting for work stand					
 <p>3x 1</p> <p>45229001060</p>	Description/example of use Tool for securing the removed engine on the engine work stand for use with 61229001000 used with model 50 SX 50 SX Mini 50 SXS 50 SXS Mini				
	Service	<input type="checkbox"/>	Repair	<input checked="" type="checkbox"/>	optional

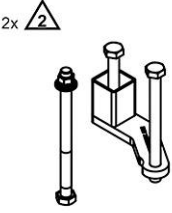
45229001070 Holder for engine work stand					
 <p>45229001070</p>	Description/example of use Tool for securing the removed engine on the engine work stand for use with 61229001000 used with model 50 SX 50 SX Mini 50 SXS 50 SXS Mini				
	Service	<input type="checkbox"/>	Repair	<input checked="" type="checkbox"/>	optional

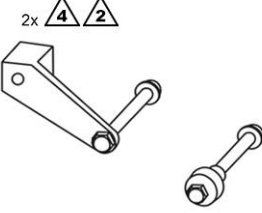
46229001060 Fitting for work stand					
 <p>3x </p> <p>46229001060</p>	Description/example of use Tool for securing the removed engine on the engine work stand for use with 61229001000 used with model 65 SX 85 SX 2014 85 SX 2015 85 SX 2016 85 SX 2017				
	Service	<input type="checkbox"/>	Repair	<input checked="" type="checkbox"/>	optional
46229001070 Holder for engine work stand					
 <p></p> <p>46229001070</p>	Description/example of use Tool for securing the removed engine on the engine work stand for use with 61229001000 used with model 65 SX 85 SX 2014 85 SX 2015 85 SX 2016 85 SX 2017				
	Service	<input type="checkbox"/>	Repair	<input checked="" type="checkbox"/>	optional
47229002020 Holder for engine motor stand					
 <p></p> <p>47229002020</p>	Description/example of use Tool for securing the removed engine on the engine work stand for use with 61229001000 used with model 85 SX 2018				
	Service	<input type="checkbox"/>	Repair	<input checked="" type="checkbox"/>	optional
50429002020 Holder for engine work stand					
 <p></p> <p>50429002020</p>	Description/example of use Tool for securing the removed engine on the engine work stand for use with 61229001000 used with model 150 SX 2016 150 SX 2017 150 SX 2018 125 SX 2016 125 SX 2017 125 SX 2018 125 XC-W 150 XC-W				
	Service	<input type="checkbox"/>	Repair	<input checked="" type="checkbox"/>	optional

55429002000 Holder and fitting for work stand		
 <p>55429002000</p>	<p>Description/example of use</p> <p>Tool for securing the removed engine on the engine work stand</p> <p>for use with 61229001000</p> <p>used with model</p> <p>250 SX 2017 250 SX 2018 250 EXC 2017 250 EXC 2018 250 EXC Six Days 2017 250 EXC Six Days 2018 300 EXC 2017 300 EXC 2018 300 EXC Six Days 2017 300 EXC Six Days 2018 250 XC-W 2017 250 XC-W 2018 250 XC 2017 250 XC 2018 300 XC 2017 300 XC 2018 300 XC-W 2017 300 XC-W 2018 300 XC-W Six Days 2017 300 XC-W Six Days 2018</p>	<p>Service <input type="checkbox"/></p> <p>Repair <input checked="" type="checkbox"/></p> <p>optional <input type="checkbox"/></p>
56029002000 Holder for engine work stand		
 <p>56029002000</p>	<p>Description/example of use</p> <p>Tool for securing the removed engine on the engine work stand</p> <p>for use with 61229001000</p> <p>used with model</p> <p>150 SX 2014 150 SX 2015 125 SX 2014 125 SX 2015 Enduro E1 2 stroke 200 EXC 150 XC 200 XC-W</p>	<p>Service <input type="checkbox"/></p> <p>Repair <input checked="" type="checkbox"/></p> <p>optional <input type="checkbox"/></p>
56029002020 Holder for engine work stand		
 <p>56029002020</p>	<p>Description/example of use</p> <p>Tool for securing the removed engine on the engine work stand</p> <p>for use with 61229001000</p> <p>used with model</p> <p>150 SX 2014 150 SX 2015 125 SX 2014 125 SX 2015</p>	<p>Service <input type="checkbox"/></p> <p>Repair <input checked="" type="checkbox"/></p> <p>optional <input type="checkbox"/></p>

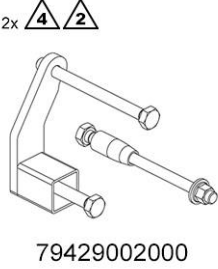
56029002020 Holder for engine work stand			
	Enduro E1 2 stroke 200 EXC 150 XC 200 XC-W		
	Service	<input type="checkbox"/>	Repair <input checked="" type="checkbox"/> optional <input type="checkbox"/>
56029002030 Holder for engine work stand			
 <p>56029002030</p>	Description/example of use Tool for securing the removed engine on the engine work stand for use with 61229001000		
	used with model 250 SX 2014 250 SX 2015 250 SX 2016 250 EXC 2014 250 EXC 2015 250 EXC 2016 250 EXC Six Days 2014 250 EXC Six Days 2015 250 EXC Six Days 2016 250 EXC Factory Edition 300 EXC 2014 300 EXC 2015 300 EXC 2016 300 EXC Six Days 2014 300 EXC Six Days 2015 300 EXC Six Days 2016 300 EXC Factory Edition Freeride Dual Sport 2 stroke 250 XC-W 2014 250 XC-W 2015 250 XC-W 2016 250 XC 2014 250 XC 2015 250 XC 2016 300 XC 2014 300 XC 2015 300 XC 2016 300 XC-W 2014 300 XC-W 2015 300 XC-W 2016 300 XC-W Six Days 2014 300 XC-W Six Days 2015 300 XC-W Six Days 2016		
	Service	<input type="checkbox"/>	Repair <input checked="" type="checkbox"/> optional <input type="checkbox"/>

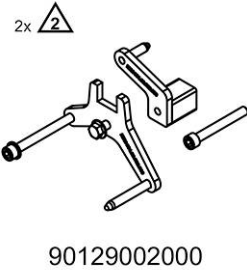
75012001060 Fitting for work stand		
 <p>2x </p> <p>75012001060</p>	<p>Description/example of use</p> <p>Tool for securing the removed engine on the engine work stand</p> <p>for use with</p> <p>61229001000</p> <p>used with model</p> <p>Supermoto / Dual Sport</p> <p>Dual Sport Enduro</p> <p>Naked Mid</p>	<p>Service <input type="checkbox"/></p> <p>Repair <input checked="" type="checkbox"/></p> <p>optional <input type="checkbox"/></p>
75012001070 Holder for engine motor stand		
 <p></p> <p>75012001070</p>	<p>Description/example of use</p> <p>Tool for securing the removed engine on the engine work stand</p> <p>for use with</p> <p>61229001000</p> <p>used with model</p> <p>Supermoto / Dual Sport</p> <p>Dual Sport Enduro</p> <p>Naked Mid</p>	<p>Service <input type="checkbox"/></p> <p>Repair <input checked="" type="checkbox"/></p> <p>optional <input type="checkbox"/></p>
77229002000 Holder and fitting for work stand		
 <p>2x </p> <p>77229002000</p>	<p>Description/example of use</p> <p>Tool for securing the removed engine on the engine work stand</p> <p>for use with</p> <p>61229001000</p> <p>used with model</p> <p>350 SX-F 2014</p> <p>350 SX-F 2015</p> <p>MX2 4 stroke</p> <p>Enduro E1 4 stroke</p> <p>350 EXC-F 2014</p> <p>350 EXC-F 2015</p> <p>350 EXC-F 2016</p> <p>350 EXC-F Six Days 2014</p> <p>350 EXC-F Six Days 2015</p> <p>350 EXC-F Six Days 2016</p> <p>350 EXC-F Factory Edition</p> <p>Freeride 350</p> <p>Cross Country E1 4 stroke</p> <p>350 XC-F 2014</p> <p>350 XC-F 2015</p> <p>350 XCF-W</p> <p>350 XCF-W Six Days</p>	<p>Service <input type="checkbox"/></p> <p>Repair <input checked="" type="checkbox"/></p> <p>optional <input type="checkbox"/></p>

78029002000 Holder and fitting for work stand		
 <p>78029002000</p>	<p>Description/example of use</p> <p>Tool for securing the removed engine on the engine work stand</p> <p>for use with 61229001000</p> <p>used with model</p> <p>450 SX-F 2014 450 SX-F EU 2015 450 SX-F US 2015 450 EXC 2014 450 EXC 2015 450 EXC 2016 450 EXC Six Days 2014 450 EXC Six Days 2015 450 EXC Six Days 2016 450 EXC Factory Edition 500 EXC 2014 500 EXC 2015 500 EXC 2016 500 EXC Six Days 2014 500 EXC Six Days 2015 500 EXC Six Days 2016 450 XC-F 2014 450 XC-F 2015 450 XC-W Cross Country E3 4 stroke Supermoto Competition</p>	
	<p>Service <input type="checkbox"/></p>	<p>Repair <input checked="" type="checkbox"/></p>


79229002000 Holder and fitting for work stand		
 <p>79229002000</p>	<p>Description/example of use</p> <p>Tool for securing the removed engine on the engine work stand</p> <p>for use with 61229001000</p> <p>used with model</p> <p>350 SX-F 2016 350 SX-F 2017 350 SX-F 2018 250 SX-F Factory Edition US 2015 250 SX-F 2016 250 SX-F 2017 250 SX-F 2018 250 EXC-F 2017 250 EXC-F 2018 250 EXC-F Six Days 2017 250 EXC-F Six Days 2018 350 EXC-F 2017 350 EXC-F 2018 350 EXC-F Six Days 2017 350 EXC-F Six Days 2018 Freeride 250 F 250 XC-F 2016 250 XC-F 2017 250 XC-F 2018</p>	

79229002000 Holder and fitting for work stand			
	350 XC-F 2016		
	350 XC-F 2017		
	350 XC-F 2018		
Service	<input type="checkbox"/>	Repair	<input checked="" type="checkbox"/>
		optional	<input type="checkbox"/>

79429002000 Holder and fitting for work stand			
 <p>79429002000</p>	Description/example of use		
	Tool for securing the removed engine on the engine work stand for use with 61229001000 used with model 450 SX-F Factory Edition US 2015 450 SX-F 2016 450 SX-F 2017 450 SX-F 2018 450 EXC 2017 450 EXC 2018 450 EXC Six Days 2017 450 EXC Six Days 2018 500 EXC 2017 500 EXC 2018 500 EXC Six Days 2017 500 EXC Six Days 2018 450 XC-F 2016 450 XC-F 2017 450 XC-F 2018		
Service	<input type="checkbox"/>	Repair	<input checked="" type="checkbox"/>
		optional	<input type="checkbox"/>

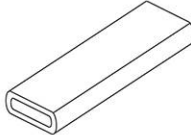
90129002000 Holder and fitting for work stand			
 <p>90129002000</p>	Description/example of use		
	Tool for securing the removed engine on the engine work stand for use with 61229001000 used with model Naked Small Super Bike Small		
Service	<input type="checkbox"/>	Repair	<input checked="" type="checkbox"/>
		optional	<input type="checkbox"/>

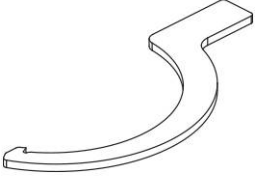
7.1 Overview



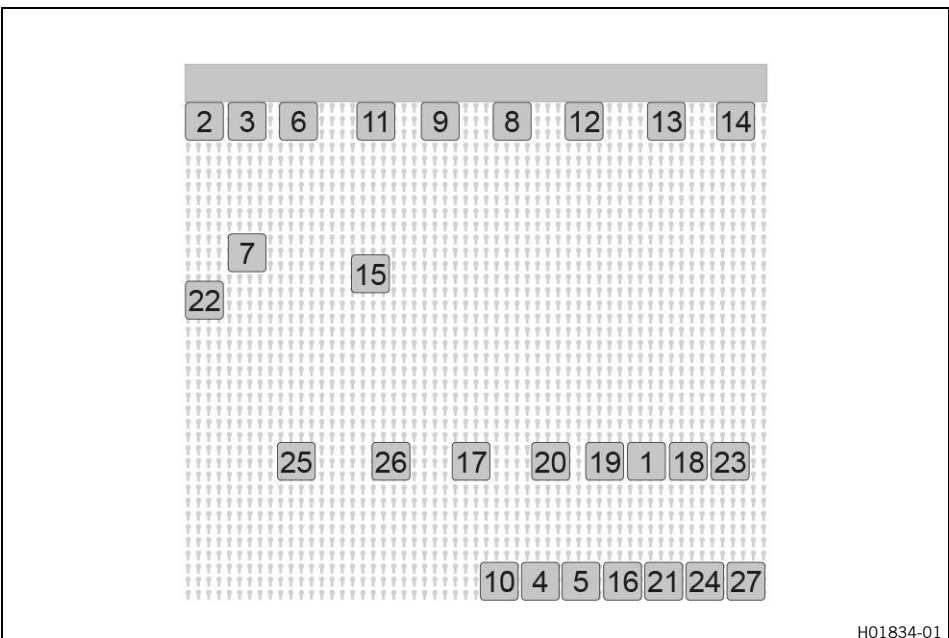
H01831-01

- 1 Handle for holding wrench (60012060000) (📖 p. 48)
- 2 Holding wrench (61329085000) (📖 p. 48)

60012060000 Handle for holding wrench					
 <p>60012060000</p>	Description/example of use Extension of the holding wrench tool set, for turning components (rear hub) for use with 61329085000 used with model Naked Big Touring				
	Service	<input checked="" type="checkbox"/>	Repair	<input type="checkbox"/>	optional

61329085000 Holding wrench					
 <p>61329085000</p>	Description/example of use Tool set, for turning components (rear hub) used with model Naked Big Touring matching tools / articles are 60012060000				
	Service	<input checked="" type="checkbox"/>	Repair	<input type="checkbox"/>	optional

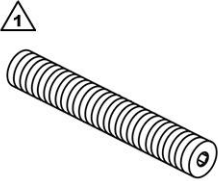
7.2 Wall tool organizer overview

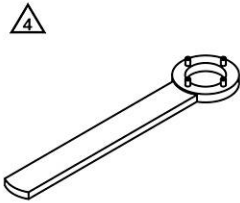



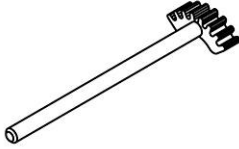
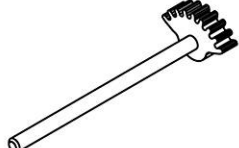
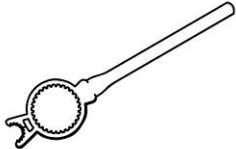

H01834-01

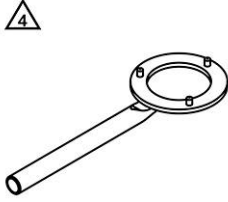
- 1 Locking screw (113080802) (📖 p. 49)

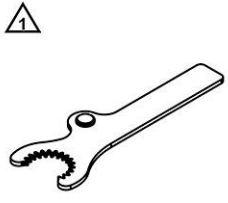
2	Holding wrench (45229012000) (🔧 p. 49)
3	Holding wrench (45229050000) (🔧 p. 50)
4	Gear segment (45229081000) (🔧 p. 50)
5	Gear segment (46229081000) (🔧 p. 50)
6	Holding wrench (47029003000) (🔧 p. 50)
7	Holding wrench (47229003000) (🔧 p. 50)
8	Holding wrench (49012003000) (🔧 p. 51)
9	Holding wrench (50329004000) (🔧 p. 51)
10	Support tool (50329038000) (🔧 p. 51)
11	Holding wrench (50429003000) (🔧 p. 51)
12	Holding wrench (51129003000) (🔧 p. 52)
13	Holding wrench (54629012200) (🔧 p. 52)
14	Holding wrench (55129001000) (🔧 p. 53)
15	Holding wrench (55429012000) (🔧 p. 54)
16	Gear segment (56012004000) (🔧 p. 54)
17	Support tool (59029003100) (🔧 p. 55)
18	Locking screw (61229015000) (🔧 p. 55)
19	Locking pin (61329033000) (🔧 p. 55)
20	Gear segment (70029032000) (🔧 p. 55)
21	Gear segment (75029081000) (🔧 p. 56)
22	Holding wrench (75029091000) (🔧 p. 56)
23	Locking screw (77329010000) (🔧 p. 56)
24	Gear segment (80029004000) (🔧 p. 56)
25	Holding wrench (90129012000) (🔧 p. 57)
26	Holding wrench (90129051000) (🔧 p. 57)
27	Gear segment (90129081100) (🔧 p. 58)

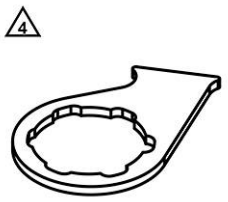
113080802 Locking screw		
 <p>113080802</p>	Description/example of use Tool for securing components (crankshaft in TDC position)	
	used with model 450 SX-F 450 EXC 450 EXC Six Days 450 EXC Factory Edition Enduro E3 4 stroke 450 XC-F 450 XC-W Cross Country E3 4 stroke Supermoto Competition	
Service	<input checked="" type="checkbox"/>	Repair
		<input type="checkbox"/>
optional		<input type="checkbox"/>

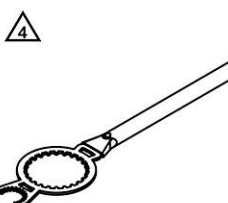
45229012000 Holding wrench		
 <p>45229012000</p>	Description/example of use Tool for holding components (rotor)	
	used with model 50 SX 50 SX Mini 50 SXS 50 SXS Mini	
Service	<input type="checkbox"/>	Repair
		<input checked="" type="checkbox"/>
optional		<input type="checkbox"/>


45229050000 Holding wrench			
 <p>45229050000</p>	Description/example of use Tool for holding, loosening and tightening components (steering head)		
	used with model 50 SX 50 SX Mini 50 SXS 50 SXS Mini Travel Enduro		
Service	<input checked="" type="checkbox"/>	Repair	<input type="checkbox"/>
optional			<input type="checkbox"/>
45229081000 Gear segment			
 <p>45229081000</p>	Description/example of use Tool for holding components (clutch)		
	used with model 50 SX 50 SX Mini 50 SXS 50 SXS Mini		
Service	<input type="checkbox"/>	Repair	<input checked="" type="checkbox"/>
optional			<input type="checkbox"/>
46229081000 Gear segment			
 <p>46229081000</p>	Description/example of use Tool for holding components (clutch)		
	used with model 65 SX		
Service	<input type="checkbox"/>	Repair	<input checked="" type="checkbox"/>
optional			<input type="checkbox"/>
47029003000 Holding wrench			
 <p>47029003000</p>	Description/example of use Tool for holding components (clutch, primary gear)		
	used with model 85 SX 2014 85 SX 2015 85 SX 2016 85 SX 2017		
Service	<input checked="" type="checkbox"/>	Repair	<input type="checkbox"/>
optional			<input type="checkbox"/>
47229003000 Holding wrench			
 <p>47229003000</p>	Description/example of use Tool for holding components (clutch, primary gear)		
	used with model 85 SX 2018		
Service	<input checked="" type="checkbox"/>	Repair	<input type="checkbox"/>
optional			<input type="checkbox"/>

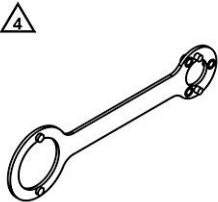
49012003000 Holding wrench			
 <p>49012003000</p>	Description/example of use Tool for holding components (clutch)		
	used with model 65 SX		
Service	<input checked="" type="checkbox"/>	Repair	<input type="checkbox"/>
		optional	<input type="checkbox"/>

50329004000 Holding wrench			
 <p>50329004000</p>	Description/example of use Tool for holding components (primary gear)		
	used with model 150 SX 2014 150 SX 2015 125 SX 2014 125 SX 2015 Enduro E1 2 stroke 200 EXC 150 XC 200 XC-W		
Service	<input type="checkbox"/>	Repair	<input checked="" type="checkbox"/>
		optional	<input type="checkbox"/>



50329038000 Support tool			
 <p>50329038000</p>	Description/example of use Tool for holding components (locating drum)		
	used with model 150 SX 2014 150 SX 2015 125 SX 2014 125 SX 2015 Enduro E1 2 stroke 200 EXC 150 XC 200 XC-W		
Service	<input checked="" type="checkbox"/>	Repair	<input type="checkbox"/>
		optional	<input type="checkbox"/>

50429003000 Holding wrench			
 <p>50429003000</p>	Description/example of use Tool for holding components (clutch, primary gear)		
	used with model 150 SX 2016 150 SX 2017 150 SX 2018 125 SX 2016 125 SX 2017 125 SX 2018 125 XC-W 150 XC-W		
Service	<input checked="" type="checkbox"/>	Repair	<input type="checkbox"/>
		optional	<input type="checkbox"/>


51129003000 Holding wrench			
 <p>51129003000</p>	<p>Description/example of use</p> <p>Tool for holding components (clutch)</p> <p>used with model</p> <p>150 SX 2014</p> <p>150 SX 2015</p> <p>250 SX</p> <p>350 SX-F 2016</p> <p>350 SX-F 2017</p> <p>350 SX-F 2018</p> <p>450 SX-F</p> <p>125 SX 2014</p> <p>125 SX 2015</p> <p>MX2 4 stroke</p> <p>Enduro E1</p> <p>Enduro E2</p> <p>Enduro E3</p> <p>Freeride Dual Sport</p> <p>150 XC</p> <p>Cross Country E1 4 stroke</p> <p>Cross Country E2 2 stroke</p> <p>350 XC-F 2016</p> <p>350 XC-F 2017</p> <p>350 XC-F 2018</p> <p>350 XCF-W</p> <p>350 XCF-W Six Days</p> <p>450 XC-F</p> <p>450 XC-W</p> <p>Cross Country E3</p> <p>Travel Enduro</p> <p>250 Duke</p> <p>390 Duke</p> <p>Naked Big</p> <p>RC 250</p> <p>RC 390</p> <p>Super Bike Big</p> <p>Touring</p>		
	Service	<input checked="" type="checkbox"/>	Repair
		optional	<input type="checkbox"/>


54629012200 Holding wrench			
 <p>54629012200</p>	<p>Description/example of use</p> <p>Tool for holding components (clutch,rotor)</p> <p>used with model</p> <p>Mini</p> <p>MX1 2 stroke</p> <p>MX2 2 stroke</p> <p>Enduro E1 2 stroke</p> <p>250 EXC 2017</p> <p>250 EXC 2018</p> <p>300 EXC 2017</p> <p>300 EXC 2018</p> <p>300 EXC Six Days 2017</p>		



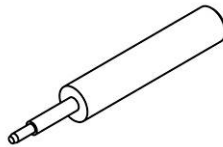
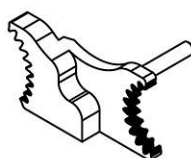
54629012200 Holding wrench		
	300 EXC Six Days 2018	
	125 XC-W	
	150 XC	
	250 XC-W 2017	
	250 XC-W 2018	
	250 XC 2017	
	250 XC 2018	
	300 XC 2017	
	300 XC 2018	
	300 XC-W 2017	
	300 XC-W 2018	
	300 XC-W Six Days 2017	
	300 XC-W Six Days 2018	
	Service	<input type="checkbox"/>
		optional <input type="checkbox"/>

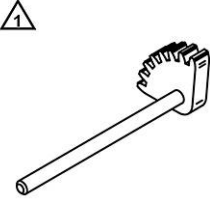
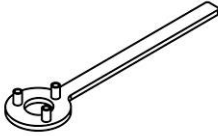
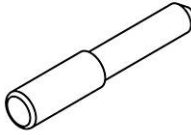

55129001000 Holding wrench	
  <p>55129001000</p>	<p>Description/example of use</p> <p>Tool for holding components (rotor)</p> <p>used with model</p> <p>200 EXC</p> <p>250 EXC 2014</p> <p>250 EXC 2015</p> <p>250 EXC 2016</p> <p>250 EXC Six Days 2014</p> <p>250 EXC Six Days 2015</p> <p>250 EXC Six Days 2016</p> <p>250 EXC Factory Edition</p> <p>300 EXC 2014</p> <p>300 EXC 2015</p> <p>300 EXC 2016</p> <p>300 EXC Six Days 2014</p> <p>300 EXC Six Days 2015</p> <p>300 EXC Six Days 2016</p> <p>300 EXC Factory Edition</p> <p>Freeride Dual Sport 2 stroke</p> <p>150 XC-W</p> <p>200 XC-W</p> <p>250 XC-W 2014</p> <p>250 XC-W 2015</p> <p>250 XC-W 2016</p> <p>250 XC 2014</p> <p>250 XC 2015</p> <p>250 XC 2016</p> <p>300 XC 2014</p> <p>300 XC 2015</p> <p>300 XC 2016</p> <p>300 XC-W 2014</p> <p>300 XC-W 2015</p> <p>300 XC-W 2016</p>

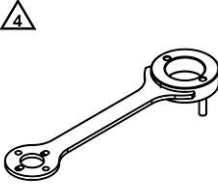
55129001000 Holding wrench			
	300 XC-W Six Days 2014		
	300 XC-W Six Days 2015		
	300 XC-W Six Days 2016		
Service	<input type="checkbox"/>	Repair	<input checked="" type="checkbox"/>
		optional	<input type="checkbox"/>

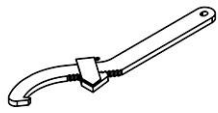
55429012000 Holding wrench			
 <p>55429012000</p>	Description/example of use Tool for holding components (rotor)		
	used with model 250 SX 2017 250 SX 2018 250 EXC 2017 250 EXC 2018 250 EXC Six Days 2017 250 EXC Six Days 2018 300 EXC 2017 300 EXC 2018 300 EXC Six Days 2017 300 EXC Six Days 2018 250 XC-W 2017 250 XC-W 2018 250 XC 2017 250 XC 2018 300 XC 2017 300 XC 2018 300 XC-W 2017 300 XC-W 2018 300 XC-W Six Days 2017 300 XC-W Six Days 2018		
Service	<input type="checkbox"/>	Repair	<input checked="" type="checkbox"/>
		optional	<input type="checkbox"/>


56012004000 Gear segment			
 <p>56012004000</p>	Description/example of use Tool for holding components (clutch)		
	used with model 250 SX 250 EXC 250 EXC Six Days 250 EXC Factory Edition Enduro E3 2 stroke Freeride Dual Sport 2 stroke 250 XC-W 250 XC Cross Country E3 2 stroke		
Service	<input type="checkbox"/>	Repair	<input checked="" type="checkbox"/>
		optional	<input type="checkbox"/>

59029003100 Support tool			
 <p>59029003100</p>	Description/example of use Tool for holding components (clutch)		
	used with model 350 SX-F 2014 350 SX-F 2015 350 XC-F 2014 350 XC-F 2015		
	Service <input checked="" type="checkbox"/>	Repair <input type="checkbox"/>	optional <input type="checkbox"/>
61229015000 Locking screw			
 <p>61229015000</p>	Description/example of use Tool for securing components (crankshaft in TDC position)		
	used with model Travel Enduro 250 Duke 390 Duke 690 Duke 2016 690 Duke 2017 690 Duke R 2016 690 Duke R 2017 Naked Big RC 250 RC 390 Super Bike Big Touring		
	Service <input checked="" type="checkbox"/>	Repair <input type="checkbox"/>	optional <input type="checkbox"/>
61329033000 Locking pin			
 <p>61329033000</p>	Description/example of use Tool for securing components (spread transmission)		
	used with model 1290 Super Adventure 1290 Super Adventure T 1290 Super Adventure S 1290 Super Adventure R		
	Service <input checked="" type="checkbox"/>	Repair <input type="checkbox"/>	optional <input type="checkbox"/>
70029032000 Gear segment			
 <p>70029032000</p>	Description/example of use Tool for holding components (transmission shafts)		
	used with model Freeride E-Ride Supermoto E-Ride		
	Service <input type="checkbox"/>	Repair <input checked="" type="checkbox"/>	optional <input type="checkbox"/>

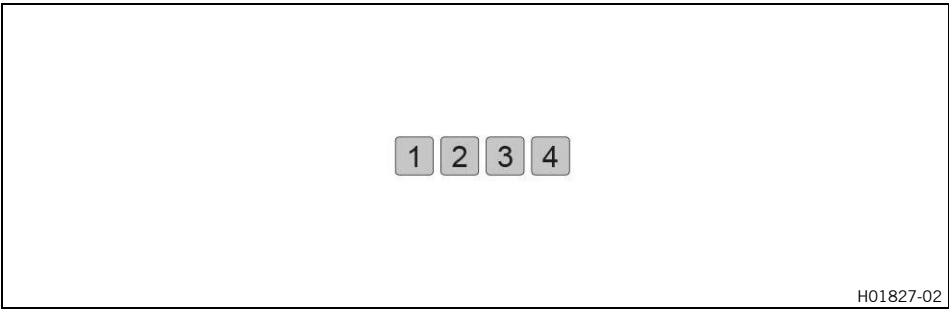
75029081000 Gear segment			
 <p>75029081000</p>	Description/example of use Tool for holding components (clutch)		
	used with model Supermoto / Dual Sport Dual Sport Enduro Naked Mid		
Service	<input type="checkbox"/>	Repair	<input checked="" type="checkbox"/>
optional	<input type="checkbox"/>		
75029091000 Holding wrench			
 <p>75029091000</p>	Description/example of use Tool for holding components (rotor)		
	used with model Supermoto / Dual Sport Dual Sport Enduro Naked Mid		
Service	<input type="checkbox"/>	Repair	<input checked="" type="checkbox"/>
optional	<input type="checkbox"/>		
77329010000 Locking screw			
 <p>77329010000</p>	Description/example of use Tool for securing components (crankshaft in TDC position)		
	used with model Supermoto / Dual Sport Dual Sport Enduro 690 Duke 2014 690 Duke 2015 690 Duke R 2014 690 Duke R 2015		
Service	<input checked="" type="checkbox"/>	Repair	<input type="checkbox"/>
optional	<input type="checkbox"/>		
80029004000 Gear segment			
 <p>80029004000</p>	Description/example of use Tool for holding components (clutch)		
	used with model 450 SX-F 450 EXC 450 EXC Six Days 450 EXC Factory Edition Enduro E3 4 stroke Freeride Dual Sport 2 stroke 450 XC-F 450 XC-W Cross Country E3 4 stroke Supermoto Competition		
Service	<input type="checkbox"/>	Repair	<input checked="" type="checkbox"/>
optional	<input type="checkbox"/>		

90129012000 Holding wrench		
 <p>90129012000</p>	Description/example of use Tool for securing components (clutch, camshaft)	
	used with model 125 Duke 200 Duke RC 125 RC 200	
Service	<input type="checkbox"/>	Repair <input checked="" type="checkbox"/>
		optional <input type="checkbox"/>

90129051000 Holding wrench		
 <p>90129051000</p>	Description/example of use Tool for securing components (steering head bearing)	
	used with model 150 SX 2017 150 SX 2018 250 SX 2017 250 SX 2018 350 SX-F 2017 350 SX-F 2018 450 SX-F 2017 450 SX-F 2018 125 SX 2017 125 SX 2018 250 SX-F 2017 250 SX-F 2018 250 EXC-F 2017 250 EXC-F 2018 250 EXC-F Six Days 2017 250 EXC-F Six Days 2018 250 EXC 2017 250 EXC 2018 250 EXC Six Days 2017 250 EXC Six Days 2018 350 EXC-F 2017 350 EXC-F 2018 350 EXC-F Six Days 2017 350 EXC-F Six Days 2018 450 EXC 2017 450 EXC 2018 450 EXC Six Days 2017 450 EXC Six Days 2018 300 EXC 2017 300 EXC 2018 500 EXC 2017 500 EXC 2018 500 EXC Six Days 2017 500 EXC Six Days 2018 Freeride 250 F 125 XC-W 150 XC-W 250 XC-F 2017	

90129051000 Holding wrench			
	250 XC-F 2018		
	250 XC-W 2017		
	250 XC-W 2018		
	250 XC 2017		
	250 XC 2018		
	350 XC-F 2017		
	350 XC-F 2018		
	450 XC-F 2017		
	450 XC-F 2018		
	300 XC 2017		
	300 XC 2018		
	300 XC-W 2017		
	300 XC-W 2018		
	300 XC-W Six Days 2017		
	300 XC-W Six Days 2018		
	Naked Small		
	Super Bike Small		
	Service <input checked="" type="checkbox"/>	Repair <input type="checkbox"/>	optional <input type="checkbox"/>
90129081100 Gear segment			
 <p>90129081100</p>	Description/example of use Tool for holding components (clutch)		
	used with model 125 Duke 200 Duke RC 125 RC 200		
	Service <input type="checkbox"/>	Repair <input checked="" type="checkbox"/>	optional <input type="checkbox"/>

8.1 Overview



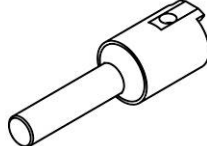
H01827-02

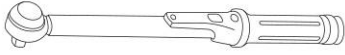

- 1 Torque wrench set (58429094000) (📖 p. 59)
- 2 Bit for torque wrench (58429094100) (📖 p. 59)
- 3 Torque wrench (70029018000) (📖 p. 60)
- 4 Fork pump (79412966000) (📖 p. 60)

58429094000 Torque wrench set

 <p>58429094000</p>	<p>Description/example of use Torque wrench with set of bits, for tightening fittings to tightening torque (spokes)</p> <p>Technical data Torque: 3 ... 15 Nm (2.2 ... 11.1 lbf ft) Open ended bit: 3.9 mm (0.154 in) Open ended bit: 4.9 mm (0.193 in) Open ended bit: 5.5 mm (0.217 in) Open ended bit: 6.8 mm (0.268 in) Bit diameter: 5.9 mm (0.232 in)</p> <p>used with model Offroad Supermoto Competition Supermoto E-Ride 1050 Adventure 1190 Adventure 1190 Adventure R 1290 Super Adventure 1290 Super Adventure T Naked Mid 1290 Super Duke R 2014 1290 Super Duke R 2015 1290 Super Duke R 2016 1290 Super Duke R Special Edition</p>	<p>matching tools / articles are 58429094100 (Scope of supply)</p>		
<p>Service <input checked="" type="checkbox"/></p>		<p>Repair <input type="checkbox"/></p>	<p>optional <input type="checkbox"/></p>	

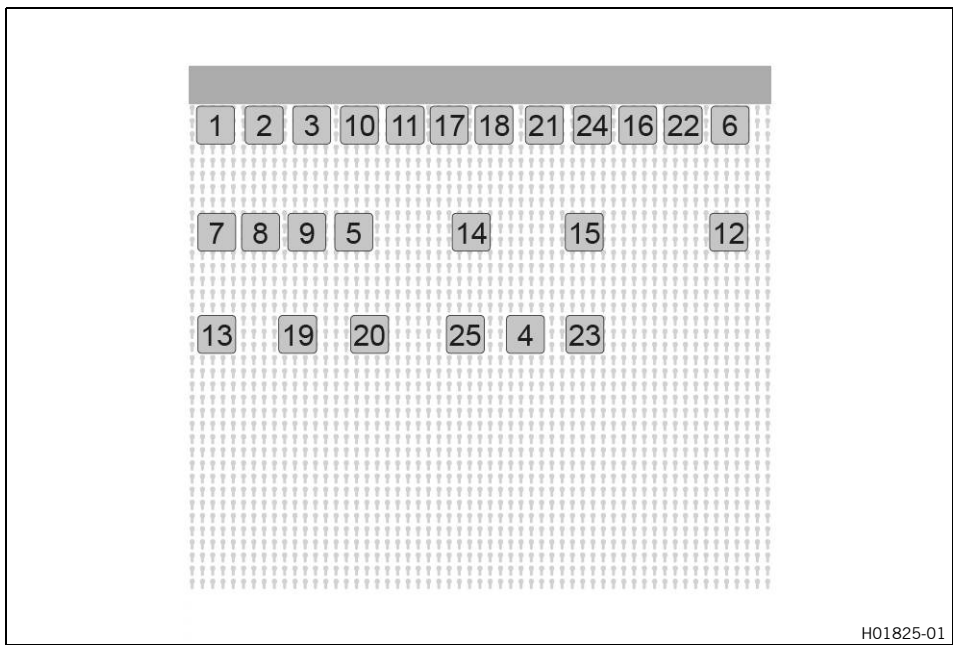
58429094100 Bit for torque wrench

 <p>58429094100</p>	<p>Description/example of use Tool for tightening steering head bearing</p> <p>Technical data Diameter: 5.9 mm (0.232 in)</p> <p>used with model 1050 Adventure 1190 Adventure 1190 Adventure R 1290 Super Adventure 1290 Super Adventure T Naked Mid 1290 Super Duke R 2014</p>	<p>for use with 58429094000</p>		
--	--	-------------------------------------	--	--

58429094100 Bit for torque wrench			
		1290 Super Duke R 2015 1290 Super Duke R 2016 1290 Super Duke R Special Edition	
		Spare parts	
70029018000 Torque wrench			
 <p>70029018000</p>	Description/example of use Tool for tightening fittings to a tightening torque Technical data Torque: 1 ... 5 Nm (0.7 ... 3.7 lbf ft) Drive: 1/4 in used with model Freeride E-Ride Supermoto E-Ride		
	Service	<input type="checkbox"/>	Repair
			optional
79412966000 Fork pump			
 <p>79412966000</p>	Description/example of use Pump for adjusting fork air pressure on the air fork Technical data Maximum pressure: 20 bar (290 psi) Display: Digital pressure gauge Valve connection: Schrader valve Units: bar, psi and kg/cm ² Material: Aluminum tube used with model		
	50 SX 2017 50 SX 2018 50 SX Mini 2017 50 SX Mini 2018 65 SX 2017 65 SX 2018 150 SX EU 2016 150 SX 2017 150 SX 2018 250 SX 2017 250 SX 2018 350 SX-F EU 2016 350 SX-F 2017 350 SX-F 2018 450 SX-F EU 2016 450 SX-F Factory Edition US 2016 450 SX-F 2017 450 SX-F 2018 125 SX EU 2016 125 SX 2017 125 SX 2018 250 SX-F EU 2016 250 SX-F Factory Edition US 2016 250 SX-F 2017 250 SX-F 2018 250 XC-F 2017 250 XC-F 2018		

79412966000 Fork pump			
	250 XC 2017		
	250 XC 2018		
	350 XC-F 2017		
	350 XC-F 2018		
	450 XC-F 2017		
	450 XC-F 2018		
	300 XC 2017		
	300 XC 2018		
	Service <input checked="" type="checkbox"/>	Repair <input type="checkbox"/>	optional <input type="checkbox"/>

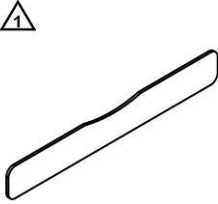

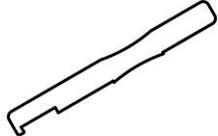


8.2 Wall tool organizer overview

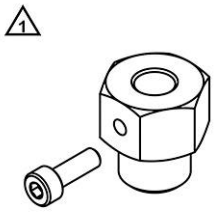
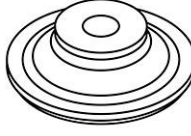




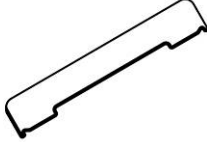
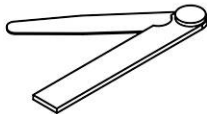
1	Setting gauge (45129006000) (🔗 p. 62)
2	Setting gauge (46129006100) (🔗 p. 62)
3	Setting gauge (47029006000) (🔗 p. 62)
4	Measurement cap (47229031000) (🔗 p. 62)
5	Dial gauge (50112013000) (🔗 p. 62)
6	Dial gauge support (50112030000) (🔗 p. 63)
7	Measurement cap (50329031000) (🔗 p. 63)
8	Measurement cap (50429031000) (🔗 p. 63)
9	Measurement cap (52329031000) (🔗 p. 64)
10	Setting gauge (54829001100) (🔗 p. 64)
11	Feeler gauge (59029041100) (🔗 p. 64)
12	Angle disc (60029010000) (🔗 p. 65)
13	Plastigauge clearance gauge (60029012000) (🔗 p. 65)
14	Testing hose (61029093000) (🔗 p. 66)
15	Pressure testing tool (61029094000) (🔗 p. 66)
16	Hexagon socket bit (61229025000) (🔗 p. 67)
17	Setting gauge (69329030000) (🔗 p. 67)
18	Setting gauge (69329130000) (🔗 p. 67)
19	Cooling system tester (70029019000) (🔗 p. 67)
20	Testing hose (70029035000) (🔗 p. 67)
21	Oil pressure adapter (75029094000) (🔗 p. 68)
22	Oil pressure adapter (77329006000) (🔗 p. 69)
23	Banjo bolt (79329006000) (🔗 p. 69)

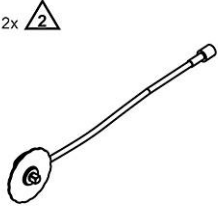
24 Oil pressure adapter (79429094000) (🔧 p. 70)


25 Oil pressure adapter (90129094000) (🔧 p. 70)

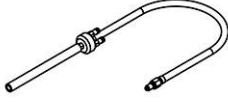
45129006000 Setting gauge			
 <p>45129006000</p>	Description/example of use Tool for checking the X dimension (piston protrusion)		
	used with model 50 SX 50 SX Mini 50 SXS 50 SXS Mini		
Service	<input checked="" type="checkbox"/>	Repair	<input type="checkbox"/>
optional			<input type="checkbox"/>
46129006100 Setting gauge			
 <p>46129006100</p>	Description/example of use Tool for checking the X dimension (piston protrusion) and the ignition setting		
	used with model 65 SX		
Service	<input checked="" type="checkbox"/>	Repair	<input type="checkbox"/>
optional			<input type="checkbox"/>
47029006000 Setting gauge			
 <p>47029006000</p>	Description/example of use Tool for checking the X dimension (piston protrusion) and the ignition setting		
	used with model 85 SX 2014 85 SX 2015 85 SX 2016 85 SX 2017		
Service	<input checked="" type="checkbox"/>	Repair	<input type="checkbox"/>
optional			<input type="checkbox"/>
47229031000 Measurement cap			
 <p>47229031000</p>	Description/example of use Tool for dial gauge, for checking the X dimension (piston protrusion)		
	for use with 50112030000 used with model 85 SX 2018		
Service	<input checked="" type="checkbox"/>	Repair	<input type="checkbox"/>
optional			<input type="checkbox"/>
50112013000 Dial gauge			
 <p>50112013000</p>	Description/example of use Measuring device for measuring lengths or length differences, for checking the X dimension (piston protrusion)		
	used with model 85 SX 2018 150 SX MX2 2 stroke Enduro E1 2 stroke		
			matching tools / articles are 50112030000


50112013000 Dial gauge			
	200 EXC Cross Country E1 2 stroke 200 XC-W		
	Service	<input checked="" type="checkbox"/>	Repair optional <input type="checkbox"/>
50112030000 Dial gauge support			
 <p>50112030000</p>	Description/example of use Tool for dial gauge, for checking the X dimension (piston protrusion) for use with 50112013000 used with model 150 SX 47229031000 MX2 2 stroke 50329031000 Enduro E1 2 stroke 50429031000 200 EXC 52329031000 Cross Country E1 2 stroke 200 XC-W		
	Service	<input checked="" type="checkbox"/>	Repair optional <input type="checkbox"/>
50329031000 Measurement cap			
 <p>50329031000</p>	Description/example of use Tool for dial gauge, for checking the X dimension (piston protrusion) for use with 50112030000 used with model 150 SX 2014 150 SX 2015 125 SX 2014 125 SX 2015 Enduro E1 2 stroke 150 XC		
	Service	<input checked="" type="checkbox"/>	Repair optional <input type="checkbox"/>
50429031000 Measurement cap			
 <p>50429031000</p>	Description/example of use Tool for dial gauge, for checking the X dimension (piston protrusion) for use with 50112030000 used with model 150 SX 2016 150 SX 2017 150 SX 2018 125 SX 2016 125 SX 2017 125 SX 2018 125 XC-W 150 XC-W		
	Service	<input checked="" type="checkbox"/>	Repair optional <input type="checkbox"/>

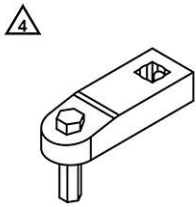


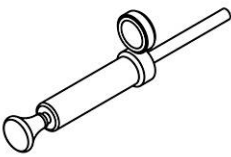

52329031000 Measurement cap			
 <p>52329031000</p>	Description/example of use Tool for dial gauge, for checking the X dimension (piston protrusion) for use with 50112030000 used with model 200 EXC 200 XC-W		
	Service <input checked="" type="checkbox"/>	Repair <input type="checkbox"/>	optional <input type="checkbox"/>
54829001100 Setting gauge			
 <p>54829001100</p>	Description/example of use Tool for checking the X dimension (piston protrusion) used with model 250 SX 250 EXC 250 EXC Six Days 250 EXC Factory Edition Enduro E3 2 stroke Freeride Dual Sport 2 stroke 250 XC-W 250 XC Cross Country E3 2 stroke		
	Service <input checked="" type="checkbox"/>	Repair <input type="checkbox"/>	optional <input type="checkbox"/>
59029041100 Feeler gauge			
 <p>59029041100</p>	Description/example of use Tool for checking and measuring installed gaps Technical data 5 piece: 0.10 ... 0.25 mm (0.0039 ... 0.0098 in) used with model Mini MX Enduro Freeride Dual Sport Cross Country Supermoto Competition Supermoto / Dual Sport Travel Naked Bike Sport Bike Touring		
	Service <input checked="" type="checkbox"/>	Repair <input type="checkbox"/>	optional <input type="checkbox"/>

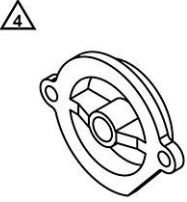
60029010000 Angle disc		
 <p>60029010000</p>	<p>Description/example of use Tool for tightening bolts with rotation angle (cylinder head nuts, conrod bearing bolts)</p> <p>Technical data Driver system / tip: 1/2 in used with model</p> <p>350 SX-F 2014 350 SX-F 2015 250 SX-F 2014 250 SX-F EU 2015 250 SX-F US 2015 250 EXC-F 2014 250 EXC-F 2015 250 EXC-F 2016 250 EXC-F Six Days 2014 250 EXC-F Six Days 2015 250 EXC-F Six Days 2016 250 EXC-F Factory Edition 250 XC-F 2014 250 XC-F 2015 250 XCF-W 350 XC-F 2014 350 XC-F 2015 Travel Enduro Naked Big Super Bike Big Touring</p>	
	Service <input type="checkbox"/>	Repair <input checked="" type="checkbox"/>

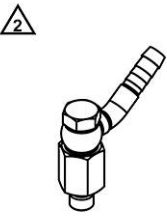
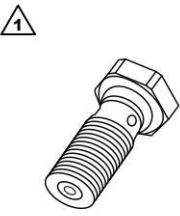
60029012000 Plastigauge clearance gauge		
 <p>60029012000</p>	<p>Description/example of use Tool for measuring bearing play</p> <p>Technical data 0.025 ... 0.175 mm (0.00098 ... 0.00689 in) used with model</p> <p>350 SX-F MX2 4 stroke Enduro E1 4 stroke 350 EXC-F 350 EXC-F Six Days 350 EXC-F Factory Edition Freeride Dual Sport 4 stroke Cross Country E1 4 stroke 350 XC-F 350 XCF-W 350 XCF-W Six Days Travel Enduro Naked Small Naked Big Sport Bike Touring</p>	
	Service <input type="checkbox"/>	Repair <input checked="" type="checkbox"/>

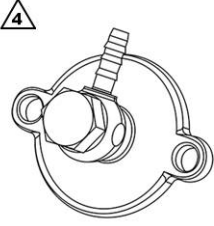
61029093000 Testing hose			
 <p>61029093000</p>	Description/example of use Hose for pressure testing tool, for checking the fuel pressure for use with 61029094000		
	used with model MX1 4 stroke MX2 4 stroke Enduro E1 4 stroke 250 EXC TPI EU 2018 250 EXC Six Days 2018 Enduro E2 4 stroke 300 EXC TPI EU 2018 300 EXC Six Days 2018 Enduro E3 4 stroke Freeride Dual Sport 4 stroke Cross Country E1 4 stroke 250 XC-W TPI US 2018 Cross Country E2 4 stroke Cross Country E3 4 stroke Supermoto Competition Supermoto / Dual Sport Travel Naked Bike Sport Bike Touring		
Service	<input checked="" type="checkbox"/>	Repair	<input type="checkbox"/>
		optional	<input type="checkbox"/>

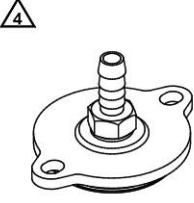
61029094000 Pressure testing tool			
 <p>61029094000</p>	Description/example of use Tool for checking fuel and engine oil pressure		
	used with model MX1 4 stroke MX2 4 stroke Enduro E1 4 stroke 250 EXC TPI EU 2018 250 EXC Six Days 2018 Enduro E2 4 stroke 300 EXC TPI EU 2018 300 EXC Six Days 2018 Enduro E3 4 stroke Freeride Dual Sport 4 stroke Cross Country E1 4 stroke 250 XC-W TPI US 2018 Cross Country E2 4 stroke Cross Country E3 4 stroke Supermoto Competition Supermoto / Dual Sport Travel Naked Bike Sport Bike Touring		matching tools / articles are 61029093000 75029094000 77329006000 79329006000 79429094000
Service	<input checked="" type="checkbox"/>	Repair	<input type="checkbox"/>
		optional	<input type="checkbox"/>

61229025000 Hexagon socket bit			
 <p>61229025000</p>	Description/example of use Bit for torque wrench, for tightening fittings to tightening torques (camshaft bearing support)		
	Technical data Hexagon socket: 5 mm (0.2 in) Drive: 1/4 in used with model Travel Enduro Naked Big Super Bike Big Touring		
Service <input checked="" type="checkbox"/>		Repair <input type="checkbox"/>	optional <input type="checkbox"/>
69329030000 Setting gauge			
 <p>69329030000</p>	Description/example of use Tool for adjusting the valve timing on the front cylinder (cylinder 2)		
	used with model Super Bike Big		
Service <input checked="" type="checkbox"/>		Repair <input type="checkbox"/>	optional <input type="checkbox"/>
69329130000 Setting gauge			
 <p>69329130000</p>	Description/example of use Tool for adjusting the valve timing on the rear cylinder (cylinder 1)		
	used with model Super Bike Big		
Service <input checked="" type="checkbox"/>		Repair <input type="checkbox"/>	optional <input type="checkbox"/>
70029019000 Cooling system tester			
 <p>70029019000</p>	Description/example of use Tool for leakage test (cooling system)		
	used with model Freeride E-Ride Supermoto E-Ride		matching tools / articles are 70029035000
Service <input type="checkbox"/>		Repair <input checked="" type="checkbox"/>	optional <input type="checkbox"/>
70029035000 Testing hose			
 <p>70029035000</p>	Description/example of use Hose for cooling system tester, for checking the cooling system		
	used with model Freeride E-Ride Supermoto E-Ride		for use with 70029019000
Service <input type="checkbox"/>		Repair <input checked="" type="checkbox"/>	optional <input type="checkbox"/>

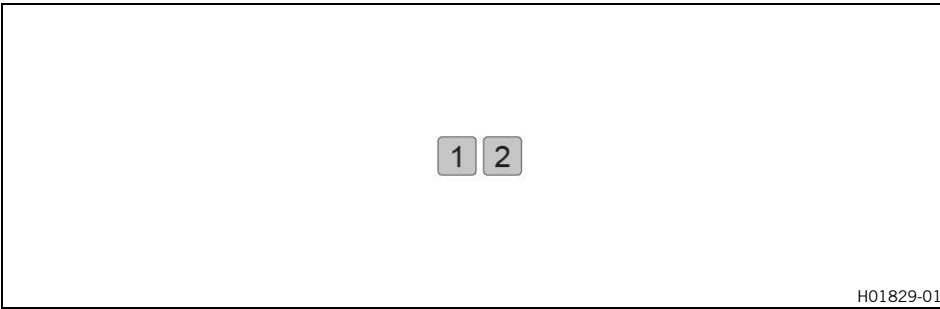
75029094000 Oil pressure adapter		
 <p>75029094000</p>	<p>Description/example of use</p> <p>Adapter for pressure testing tool, for checking engine oil pressure for use with 61029094000</p> <p>used with model</p> <p>450 SX-F 2014 450 SX-F EU 2015 450 SX-F US 2015 450 EXC 2014 450 EXC 2015 450 EXC 2016 450 EXC Six Days 2014 450 EXC Six Days 2015 450 EXC Six Days 2016 450 EXC Factory Edition 500 EXC 2014 500 EXC 2015 500 EXC 2016 500 EXC Six Days 2014 500 EXC Six Days 2015 500 EXC Six Days 2016 450 XC-F 2014 450 XC-F 2015 450 XC-W Cross Country E3 4 stroke Supermoto Competition 125 Duke 2014 125 Duke 2015 125 Duke 2016 200 Duke 2014 200 Duke 2015 200 Duke 2016 250 Duke 2015 250 Duke 2016 390 Duke 2014 390 Duke 2015 390 Duke 2016 RC 125 2014 RC 125 2015 RC 125 2016 RC 200 2014 RC 200 2015 RC 200 2016 RC 250 2015 RC 250 2016 RC 390 Super Bike Big</p>	
	Service <input type="checkbox"/>	Repair <input checked="" type="checkbox"/> optional <input type="checkbox"/>

77329006000 Oil pressure adapter		
 <p>77329006000</p>	<p>Description/example of use</p> <p>Adapter for pressure testing tool, for checking engine oil pressure for use with 61029094000</p> <p>used with model</p> <p>350 SX-F MX2 4 stroke Enduro E1 4 stroke 350 EXC-F 350 EXC-F Six Days 350 EXC-F Factory Edition Freeride Dual Sport 4 stroke Cross Country E1 4 stroke 350 XC-F 350 XCF-W 350 XCF-W Six Days Supermoto / Dual Sport Travel Naked Mid Naked Big Touring</p>	<p>Service <input type="checkbox"/></p> <p>Repair <input checked="" type="checkbox"/></p> <p>optional <input type="checkbox"/></p>
79329006000 Banjo bolt		
 <p>79329006000</p>	<p>Description/example of use</p> <p>Banjo bolt for pressure testing tool, for checking engine oil pressure for use with 61029094000</p> <p>used with model</p> <p>350 SX-F 2017 350 SX-F 2018 250 SX-F 2017 250 SX-F 2018 250 EXC-F 2017 250 EXC-F 2018 250 EXC-F Six Days 2017 250 EXC-F Six Days 2018 350 EXC-F 2017 350 EXC-F 2018 350 EXC-F Six Days 2017 350 EXC-F Six Days 2018 Freeride 250 F Freeride 350 2016 Freeride 350 2017 250 XC-F 2017 250 XC-F 2018 350 XC-F 2017 350 XC-F 2018</p>	<p>Service <input type="checkbox"/></p> <p>Repair <input checked="" type="checkbox"/></p> <p>optional <input type="checkbox"/></p>

79429094000 Oil pressure adapter		
 <p>79429094000</p>	<p>Description/example of use</p> <p>Adapter for pressure testing tool, for checking engine oil pressure</p> <p style="text-align: right;">for use with 61029094000</p> <p>used with model</p> <p>450 SX-F Factory Edition US 2015 450 SX-F 2016 450 SX-F 2017 450 SX-F 2018 450 EXC 2017 450 EXC 2018 450 EXC Six Days 2017 450 EXC Six Days 2018 500 EXC 2017 500 EXC 2018 500 EXC Six Days 2017 500 EXC Six Days 2018 450 XC-F 2016 450 XC-F 2017 450 XC-F 2018</p>	
	Service <input type="checkbox"/>	Repair <input checked="" type="checkbox"/> optional <input type="checkbox"/>

90129094000 Oil pressure adapter		
 <p>90129094000</p>	<p>Description/example of use</p> <p>Adapter for pressure testing tool, for checking engine oil pressure</p> <p>used with model</p> <p>125 Duke 2016 125 Duke 2017 200 Duke 2016 200 Duke 2017 250 Duke 2016 250 Duke 2017 390 Duke 2016 390 Duke 2017 RC 125 2016 RC 125 2017 RC 200 2016 RC 200 2017 RC 250 2016 RC 250 2017 RC 390 2016 RC 390 2017</p>	
	Service <input type="checkbox"/>	Repair <input checked="" type="checkbox"/> optional <input type="checkbox"/>

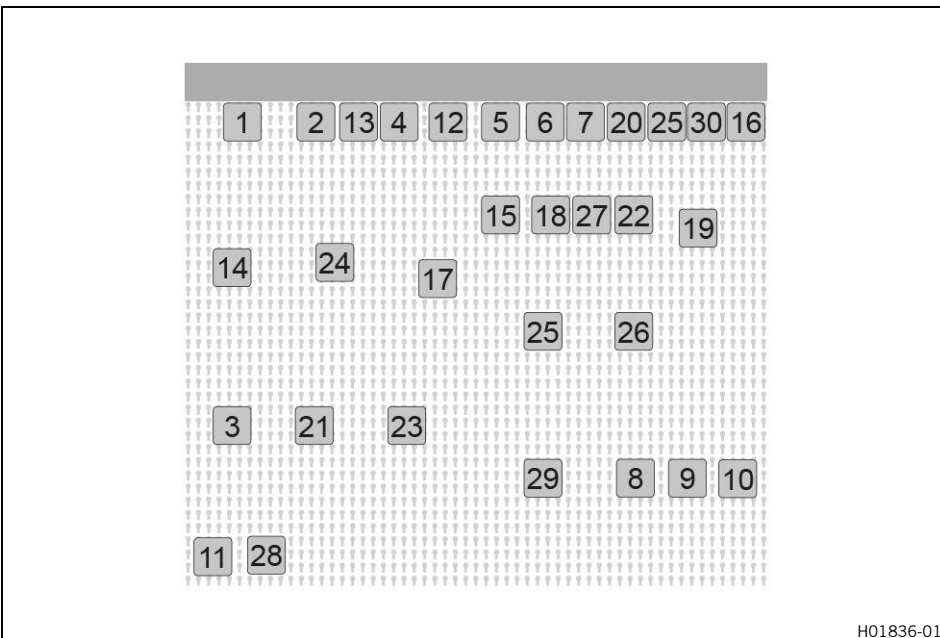
9.1 Overview



1 Lifting equipment (70029002044) (📖 p. 71)

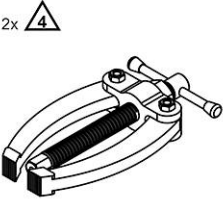
70029002044 Lifting equipment			
<p style="text-align: center;">70029002044</p>	Description/example of use Tool for pulling off components (stator cover and stator)		
	used with model Freeride E-Ride Supermoto E-Ride		
Service	<input type="checkbox"/>	Repair	<input checked="" type="checkbox"/>
		optional	<input type="checkbox"/>

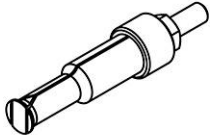
9.2 Wall tool organizer overview



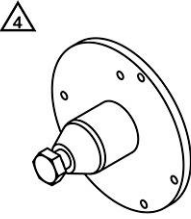
- 1 Bearing puller (15112017000) (📖 p. 72)
- 2 Internal bearing puller (15112018100) (📖 p. 72)
- 3 Extractor (45229048000) (📖 p. 73)
- 4 Puller (46129021000) (📖 p. 73)
- 5 Puller (54629009044) (📖 p. 74)
- 6 Puller (58012009000) (📖 p. 74)
- 7 Puller (58429009000) (📖 p. 75)
- 8 Puller (58429037031) (📖 p. 75)
- 9 Puller (58429037037) (📖 p. 75)
- 10 Puller (58429037040) (📖 p. 75)
- 11 Puller (58429037043) (📖 p. 76)

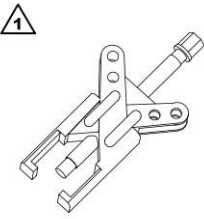
12	Puller (59029033000) (📖 p. 77)
13	Internal bearing puller (60029018000) (📖 p. 77)
14	Puller (60029033000) (📖 p. 78)
15	Puller (61029010000) (📖 p. 78)
16	Puller (61229010000) (📖 p. 78)
17	Arms for puller (61229017000) (📖 p. 79)
18	Puller (61229020000) (📖 p. 79)
19	Puller (61329005000) (📖 p. 79)
20	Puller (75029021000) (📖 p. 79)
21	Puller (75029048100) (📖 p. 80)
22	Puller (77229001044) (📖 p. 80)
23	Puller (77229048000) (📖 p. 80)
24	Puller (78029033100) (📖 p. 81)
25	Extractor (79229032044) (📖 p. 81)
26	Puller (79229048000) (📖 p. 81)
27	Puller (90129009000) (📖 p. 82)
28	Puller (90129018000) (📖 p. 83)
29	Puller (90129048100) (📖 p. 83)
30	Puller (90229009000) (📖 p. 83)

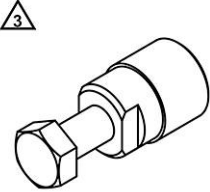
15112017000 Bearing puller			
 <p>15112017000</p>	<p>Description/example of use</p> <p>Tool for removing bearings from a housing</p>		
	<p>used with model</p> <p>450 SX-F</p> <p>450 EXC</p> <p>450 EXC Six Days</p> <p>450 EXC Factory Edition</p> <p>Enduro E3 4 stroke</p> <p>450 XC-F</p> <p>450 XC-W</p> <p>Cross Country E3 4 stroke</p> <p>Supermoto Competition</p> <p>Supermoto / Dual Sport</p> <p>Travel</p> <p>Naked Mid</p> <p>Naked Big</p> <p>Super Bike Big</p> <p>Touring</p>	<p>matching tools / articles are</p> <p>15112018100</p> <p>60029018000</p>	
	<p>Service <input type="checkbox"/></p>	<p>Repair <input checked="" type="checkbox"/></p>	<p>optional <input type="checkbox"/></p>

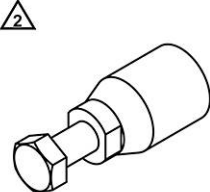
15112018100 Internal bearing puller		
 <p>15112018100</p>	<p>Description/example of use</p> <p>Tool for removing bearings from a housing</p>	
	<p>Technical data</p> <p>18 ... 23 mm (0.71 ... 0.91 in)</p> <p>used with model</p> <p>450 SX-F</p> <p>450 EXC</p> <p>450 EXC Six Days</p> <p>450 EXC Factory Edition</p> <p>Enduro E3 4 stroke</p> <p>450 XC-F</p>	<p>for use with</p> <p>15112017000</p>

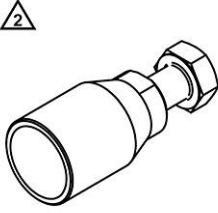
15112018100 Internal bearing puller			
	450 XC-W Cross Country E3 4 stroke Supermoto Competition Supermoto / Dual Sport 1050 Adventure 1090 Adventure 1090 Adventure R 1290 Super Adventure 1290 Super Adventure T 1290 Super Adventure S 1290 Super Adventure R Dual Sport Enduro Naked Mid Naked Big Touring		
	Service	<input type="checkbox"/>	Repair
			optional <input type="checkbox"/>

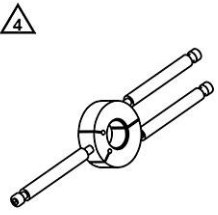
45229048000 Extractor			
 <p>45229048000</p>	Description/example of use Tool for disengaging components (sections of the engine case)		
	used with model 50 SX 50 SX Mini 50 SXS 50 SXS Mini 65 SX		
Service	<input type="checkbox"/>	Repair	optional <input type="checkbox"/>

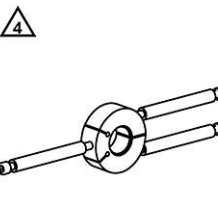
46129021000 Puller			
 <p>46129021000</p>	Description/example of use Tool for pulling off components (primary gear, sleeve, main shaft, rotor)		
	used with model 50 SX 50 SX Mini 50 SXS 50 SXS Mini 350 SX-F MX2 4 stroke Enduro E1 4 stroke 350 EXC-F 2017 350 EXC-F 2018 350 EXC-F Six Days 2017 350 EXC-F Six Days 2018 Freeride 250 F Cross Country E1 4 stroke 350 XC-F		
Service	<input type="checkbox"/>	Repair	optional <input type="checkbox"/>

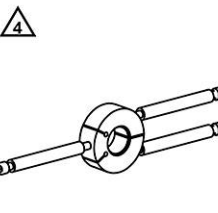
54629009044 Puller		
 <p>54629009044</p>	<p>Description/example of use</p> <p>Tool for pulling off components (rotor)</p>	
	<p>used with model</p> <p>65 SX</p> <p>85 SX</p> <p>MX1 2 stroke</p> <p>MX2 2 stroke</p> <p>Enduro E1 2 stroke</p> <p>125 XC-W</p> <p>150 XC</p>	
Service	<input type="checkbox"/>	Repair <input checked="" type="checkbox"/> optional <input type="checkbox"/>

58012009000 Puller		
 <p>58012009000</p>	<p>Description/example of use</p> <p>Tool for pulling off components (rotor)</p>	
	<p>used with model</p> <p>350 SX-F 2014</p> <p>350 SX-F 2015</p> <p>450 SX-F 2014</p> <p>450 SX-F EU 2015</p> <p>450 SX-F US 2015</p> <p>250 SX-F 2014</p> <p>250 SX-F EU 2015</p> <p>250 SX-F US 2015</p> <p>Enduro E1 4 stroke</p> <p>Enduro E2</p> <p>Enduro E3</p> <p>Freeride Dual Sport</p> <p>150 XC-W</p> <p>250 XC-F 2014</p> <p>250 XC-F 2015</p> <p>250 XCF-W</p> <p>Cross Country E2 2 stroke</p> <p>350 XC-F 2014</p> <p>350 XC-F 2015</p> <p>350 XCF-W</p> <p>350 XCF-W Six Days</p> <p>450 XC-F 2014</p> <p>450 XC-F 2015</p> <p>450 XC-W</p> <p>Cross Country E3</p> <p>Supermoto Competition</p>	
Service	<input type="checkbox"/>	Repair <input checked="" type="checkbox"/> optional <input type="checkbox"/>

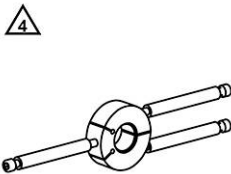
58429009000 Puller			
 <p>58429009000</p>	Description/example of use Tool for pulling off components (rotor)		
	used with model Supermoto / Dual Sport Dual Sport Enduro Naked Mid		
Service	<input type="checkbox"/>	Repair	<input checked="" type="checkbox"/>
optional	<input type="checkbox"/>		

58429037031 Puller			
 <p>58429037031</p>	Description/example of use Tool for pulling off components (inner bearing race of crankshaft)		
	Technical data Inside diameter: 31.5 mm (1.24 in) used with model 85 SX		
Service	<input type="checkbox"/>	Repair	<input checked="" type="checkbox"/>
optional	<input type="checkbox"/>		

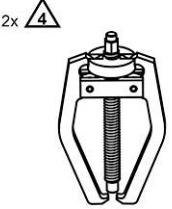
58429037037 Puller			
 <p>58429037037</p>	Description/example of use Tool for pulling off components (inner bearing race of crankshaft)		
	Technical data Inside diameter: 37.5 mm (1.476 in) used with model 150 SX 350 SX-F MX2 Enduro E1 200 EXC 350 EXC-F 350 EXC-F Six Days 350 EXC-F Factory Edition Freeride Dual Sport 4 stroke Cross Country E1 200 XC-W 350 XC-F 350 XCF-W 350 XCF-W Six Days		
Service	<input type="checkbox"/>	Repair	<input checked="" type="checkbox"/>
optional	<input type="checkbox"/>		

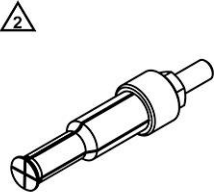
58429037040 Puller			
 <p>58429037040</p>	Description/example of use Tool for pulling off components (inner bearing race of crankshaft)		
	Technical data Inside diameter: 40.4 mm (1.591 in) used with model 250 SX 2014 250 SX 2015 250 SX 2016 250 EXC 2014 250 EXC 2015 250 EXC 2016		
Service	<input type="checkbox"/>	Repair	<input checked="" type="checkbox"/>
optional	<input type="checkbox"/>		

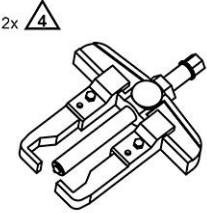
58429037040 Puller		
	250 EXC Six Days 2014 250 EXC Six Days 2015 250 EXC Six Days 2016 250 EXC Factory Edition 300 EXC 2014 300 EXC 2015 300 EXC 2016 300 EXC Six Days 2014 300 EXC Six Days 2015 300 EXC Six Days 2016 300 EXC Factory Edition Freeride Dual Sport 2 stroke 250 XC-W 2014 250 XC-W 2015 250 XC-W 2016 250 XC 2014 250 XC 2015 250 XC 2016 300 XC 2014 300 XC 2015 300 XC 2016 300 XC-W 2014 300 XC-W 2015 300 XC-W 2016 300 XC-W Six Days 2014 300 XC-W Six Days 2015 300 XC-W Six Days 2016	
	Service <input type="checkbox"/>	Repair <input checked="" type="checkbox"/>
		optional <input type="checkbox"/>

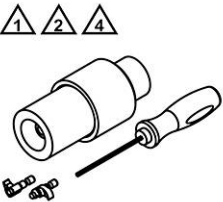
58429037043 Puller	
 <p>58429037043</p>	<p>Description/example of use Tool for pulling off components (inner bearing race of crankshaft)</p> <p>Technical data Inside diameter: 43.9 mm (1.728 in)</p> <p>used with model</p> 250 SX 2017 250 SX 2018 450 SX-F Factory Edition US 2015 450 SX-F 2016 450 SX-F 2017 450 SX-F 2018 250 EXC 2017 250 EXC 2018 250 EXC Six Days 2017 250 EXC Six Days 2018 450 EXC 2017 450 EXC 2018 450 EXC Six Days 2017 450 EXC Six Days 2018 300 EXC 2017 300 EXC 2018 300 EXC Six Days 2017 300 EXC Six Days 2018

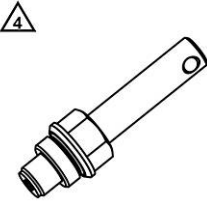
58429037043 Puller		
	500 EXC 2017 500 EXC 2018 500 EXC Six Days 2017 500 EXC Six Days 2018 250 XC-W 2017 250 XC-W 2018 250 XC 2017 250 XC 2018 450 XC-F 2016 450 XC-F 2017 450 XC-F 2018 300 XC 2017 300 XC 2018 300 XC-W 2017 300 XC-W 2018 300 XC-W Six Days 2017 300 XC-W Six Days 2018 Supermoto / Dual Sport Dual Sport Enduro Naked Mid	
	Service <input type="checkbox"/>	Repair <input checked="" type="checkbox"/>

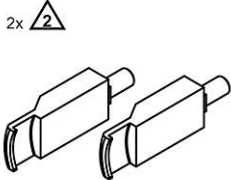



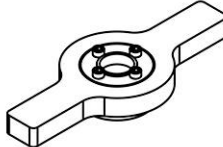



59029033000 Puller		
 <p>59029033000</p>	Description/example of use Tool for pulling off components (timing chain sprocket)	
	used with model Supermoto / Dual Sport Dual Sport Enduro 690 Duke 2014 690 Duke 2015 690 Duke R 2014 690 Duke R 2015	
Service <input type="checkbox"/>	Repair <input checked="" type="checkbox"/>	optional <input type="checkbox"/>

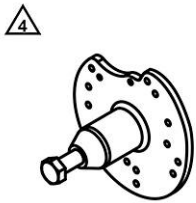
60029018000 Internal bearing puller		
 <p>60029018000</p>	Description/example of use Tool for removing bearings from a housing	
	Technical data 23 ... 28 mm (0.91 ... 1.1 in)	for use with 15112017000
used with model Travel Enduro Naked Big Super Bike Big Touring		
Service <input type="checkbox"/>	Repair <input checked="" type="checkbox"/>	optional <input type="checkbox"/>

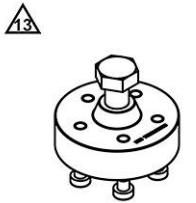
60029033000 Puller		
 <p>60029033000</p>	<p>Description/example of use Tool for pulling off components (timing chain sprocket)</p> <p>used with model</p> <p>450 SX-F 2014 450 SX-F EU 2015 450 SX-F US 2015 450 EXC 2014 450 EXC 2015 450 EXC 2016 450 EXC Six Days 2014 450 EXC Six Days 2015 450 EXC Six Days 2016 450 EXC Factory Edition 500 EXC 2014 500 EXC 2015 500 EXC 2016 500 EXC Six Days 2014 500 EXC Six Days 2015 500 EXC Six Days 2016 450 XC-F 2014 450 XC-F 2015 450 XC-W Cross Country E3 4 stroke Supersmoto Competition</p>	
	Service <input type="checkbox"/>	Repair <input checked="" type="checkbox"/>

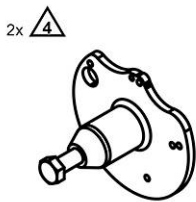
61029010000 Puller		
 <p>61029010000</p>	<p>Description/example of use Tool for changing the rubber dampers on the rear hub (aluminum rim)</p> <p>used with model</p> <p>Super Bike Big</p>	
	Service <input type="checkbox"/>	Repair <input checked="" type="checkbox"/>

61229010000 Puller		
 <p>61229010000</p>	<p>Description/example of use Tool for pulling off components (alternator cover)</p> <p>used with model</p> <p>Travel Enduro Naked Big Super Bike Big Touring</p>	
	Service <input type="checkbox"/>	Repair <input checked="" type="checkbox"/>

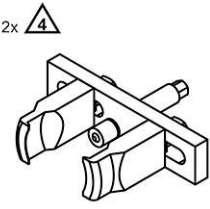

61229017000 Arms for puller		
 <p>2x </p> <p>61229017000</p>	<p>Description/example of use</p> <p>Arms for puller, for pulling off components (primary gear, drive wheel of the balancer shaft)</p>	<p>for use with</p> <p>78029033100</p> <p>used with model</p> <p>Travel Enduro Naked Big Super Bike Big Touring</p> <p>Service <input type="checkbox"/> Repair <input checked="" type="checkbox"/> optional <input type="checkbox"/></p>
61229020000 Puller		
 <p></p> <p>61229020000</p>	<p>Description/example of use</p> <p>Tool for pulling off components (inner bearing races from the balancer shaft)</p> <p>used with model</p> <p>1190 Adventure 1190 Adventure R Super Bike Big</p>	<p>Service <input type="checkbox"/> Repair <input checked="" type="checkbox"/> optional <input type="checkbox"/></p>
61329005000 Puller		
 <p></p> <p>61329005000</p>	<p>Description/example of use</p> <p>Tool for pulling off components (steering head bearing)</p> <p>used with model</p> <p>1290 Super Duke R 2014 1290 Super Duke R 2015 1290 Super Duke R 2016 1290 Super Duke R Special Edition</p>	<p>Service <input type="checkbox"/> Repair <input checked="" type="checkbox"/> optional <input type="checkbox"/></p>
75029021000 Puller		
 <p></p> <p>75029021000</p>	<p>Description/example of use</p> <p>Tool for pulling off components (primary gear)</p> <p>used with model</p> <p>450 SX-F 450 EXC 450 EXC Six Days 450 EXC Factory Edition Enduro E3 4 stroke 450 XC-F 450 XC-W Cross Country E3 4 stroke Supermoto Competition Supermoto / Dual Sport Travel Naked Mid Naked Big Super Bike Big Touring</p>	<p>Service <input type="checkbox"/> Repair <input checked="" type="checkbox"/> optional <input type="checkbox"/></p>



75029048100 Puller			
 <p>75029048100</p>	<p>Description/example of use Tool for disengaging components (sections of the engine case)</p>		
	<p>used with model Supermoto / Dual Sport Dual Sport Enduro Naked Mid</p>		
Service	<input type="checkbox"/>	Repair	<input checked="" type="checkbox"/>
		optional	<input type="checkbox"/>

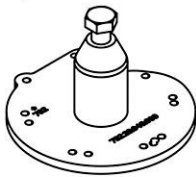

77229001044 Puller			
 <p>77229001044</p>	<p>Description/example of use Tool for pulling off components (camshaft gear)</p>		
	<p>used with model 350 SX-F 2014 350 SX-F 2015 350 EXC-F 2014 350 EXC-F 2015 350 EXC-F 2016 350 EXC-F Six Days 2014 350 EXC-F Six Days 2015 350 EXC-F Six Days 2016 350 EXC-F Factory Edition Freeride Dual Sport 4 stroke 350 XC-F 2014 350 XC-F 2015 350 XCF-W 350 XCF-W Six Days</p>		
Service	<input type="checkbox"/>	Repair	<input checked="" type="checkbox"/>
		optional	<input type="checkbox"/>

77229048000 Puller			
 <p>77229048000</p>	<p>Description/example of use Tool for disengaging components (sections of the engine case)</p>		
	<p>used with model 350 SX-F 2014 350 SX-F 2015 250 EXC-F 2014 250 EXC-F 2015 250 EXC-F 2016 250 EXC-F Six Days 2014 250 EXC-F Six Days 2015 250 EXC-F Six Days 2016 250 EXC-F Factory Edition 350 EXC-F 2014 350 EXC-F 2015 350 EXC-F 2016 350 EXC-F Six Days 2014 350 EXC-F Six Days 2015 350 EXC-F Six Days 2016 350 EXC-F Factory Edition Freeride 350 250 XCF-W</p>		
Service	<input type="checkbox"/>	Repair	<input checked="" type="checkbox"/>
		optional	<input type="checkbox"/>


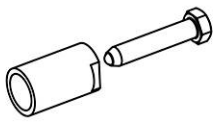
77229048000 Puller					
	350 XC-F 2014 350 XC-F 2015 350 XCF-W 350 XCF-W Six Days				
	Service	<input type="checkbox"/>	Repair	<input checked="" type="checkbox"/>	optional

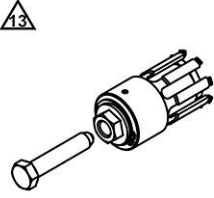
78029033100 Puller					
 <p>2x </p> <p>78029033100</p>	Description/example of use Tool for pulling off components (primary gear, drive wheel of the balancer shaft)				
	used with model Travel Enduro Naked Big Super Bike Big Touring	matching tools / articles are 61229017000			
Service	<input type="checkbox"/>	Repair	<input checked="" type="checkbox"/>	optional	<input type="checkbox"/>

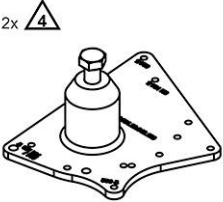
79229032044 Extractor					
 <p></p> <p>79229032044</p>	Description/example of use Tool for pulling off components (rotor)				
	used with model 350 SX-F 2016 350 SX-F 2017 350 SX-F 2018 450 SX-F Factory Edition US 2015 450 SX-F 2016 450 SX-F 2017 450 SX-F 2018 250 SX-F Factory Edition US 2015 250 SX-F 2016 250 SX-F 2017 250 SX-F 2018 250 XC-F 2016 250 XC-F 2017 250 XC-F 2018 350 XC-F 2016 350 XC-F 2017 350 XC-F 2018 450 XC-F 2016 450 XC-F 2017 450 XC-F 2018				
Service	<input type="checkbox"/>	Repair	<input checked="" type="checkbox"/>	optional	<input type="checkbox"/>

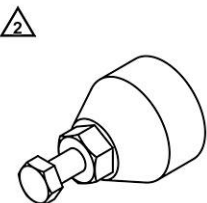
79229048000 Puller			
 <p></p> <p>79229048000</p>	Description/example of use Tool for disengaging components (sections of the engine case)		
	used with model 350 SX-F 2016 350 SX-F 2017 350 SX-F 2018 450 SX-F Factory Edition US 2015 450 SX-F 2016		

79229048000 Puller		
	450 SX-F 2017	
	450 SX-F 2018	
	250 SX-F Factory Edition US 2015	
	250 SX-F 2016	
	250 SX-F 2017	
	250 SX-F 2018	
	250 EXC-F 2017	
	250 EXC-F 2018	
	250 EXC-F Six Days 2017	
	250 EXC-F Six Days 2018	
	350 EXC-F 2017	
	350 EXC-F 2018	
	350 EXC-F Six Days 2017	
	350 EXC-F Six Days 2018	
	450 EXC 2017	
	450 EXC 2018	
	450 EXC Six Days 2017	
	450 EXC Six Days 2018	
	500 EXC 2017	
	500 EXC 2018	
	500 EXC Six Days 2017	
	500 EXC Six Days 2018	
	Freeride 250 F	
	250 XC-F 2016	
	250 XC-F 2017	
	250 XC-F 2018	
	350 XC-F 2016	
	350 XC-F 2017	
	350 XC-F 2018	
	450 XC-F 2016	
450 XC-F 2017		
450 XC-F 2018		
Service	<input type="checkbox"/>	Repair <input checked="" type="checkbox"/>
		optional <input type="checkbox"/>


90129009000 Puller		
  <p>90129009000</p>	<p>Description/example of use</p> <p>Tool for pulling off components (rotor)</p> <p>used with model</p> <p>200 Duke</p> <p>RC 200</p>	
	Service	<input type="checkbox"/>
		optional <input type="checkbox"/>

90129018000 Puller		
 <p>90129018000</p>	Description/example of use Tool for pulling off components (main bearing)	
	used with model 125 Duke 200 Duke RC 125 RC 200	
Service	<input type="checkbox"/>	Repair <input checked="" type="checkbox"/> optional <input type="checkbox"/>

90129048100 Puller		
 <p>90129048100</p>	Description/example of use Tool for disengaging components (sections of the engine case, for pressing out the crankshaft)	
	used with model 450 SX-F 2014 450 SX-F EU 2015 450 SX-F US 2015 450 EXC 2014 450 EXC 2015 450 EXC 2016 450 EXC Six Days 2014 450 EXC Six Days 2015 450 EXC Six Days 2016 450 EXC Factory Edition 500 EXC 2014 500 EXC 2015 500 EXC 2016 500 EXC Six Days 2014 500 EXC Six Days 2015 500 EXC Six Days 2016 450 XC-F 2014 450 XC-F 2015 450 XC-W Cross Country E3 4 stroke Naked Small Super Bike Small	
Service	<input type="checkbox"/>	Repair <input checked="" type="checkbox"/> optional <input type="checkbox"/>

90229009000 Puller		
 <p>90229009000</p>	Description/example of use Tool for pulling off components (rotor)	
	used with model 125 Duke 250 Duke 390 Duke RC 125 RC 250 RC 390	
Service	<input type="checkbox"/>	Repair <input checked="" type="checkbox"/> optional <input type="checkbox"/>

10.1 Wall tool organizer overview



1	Protection cap (45229090000) (📖 p. 84)
2	Protection cap (46229090000) (📖 p. 84)
3	Protection cap (58529005000) (📖 p. 84)
4	Protection cap (61229005100) (📖 p. 85)
5	Protecting sleeve (75029080000) (📖 p. 85)
6	Protecting sleeve (75029080050) (📖 p. 85)
7	Protection cap (75029090000) (📖 p. 85)
8	Protecting sleeve (77229005000) (📖 p. 86)
9	Protection cap (77229031000) (📖 p. 86)
10	Protection cap (78029005000) (📖 p. 86)
11	Protection cap (90129005000) (📖 p. 87)
12	Protection cap (90129019000) (📖 p. 87)

45229090000 Protection cap

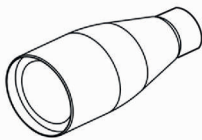
<p>45229090000</p>	Description/example of use Tool for protecting components (when disengaging the sections of the engine case)		
	used with model 50 SX 50 SX Mini 50 SXS 50 SXS Mini		
Service	<input type="checkbox"/>	Repair	<input checked="" type="checkbox"/>
optional	<input type="checkbox"/>		


46229090000 Protection cap

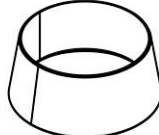
<p>46229090000</p>	Description/example of use Tool for protecting components (when disengaging the sections of the engine case)		
	used with model 65 SX 85 SX 2014 85 SX 2015 85 SX 2016 85 SX 2017		
Service	<input type="checkbox"/>	Repair	<input checked="" type="checkbox"/>
optional	<input type="checkbox"/>		


58529005000 Protection cap

<p>58529005000</p>	Description/example of use Tool for protecting components (installation of crankshaft and balancer shaft)		
	used with model Supermoto / Dual Sport Dual Sport Enduro Naked Mid		
Service	<input type="checkbox"/>	Repair	<input checked="" type="checkbox"/>
optional	<input type="checkbox"/>		


61229005100 Protection cap			
 <p>61229005100</p>	Description/example of use Tool for protecting components (installation of clutch cover)		
	used with model 1190 Adventure 1190 Adventure R 1290 Super Duke R 2014 1290 Super Duke R 2015 1290 Super Duke R 2016 Super Bike Big		
Service	<input type="checkbox"/>	Repair	<input checked="" type="checkbox"/>
		optional	<input type="checkbox"/>

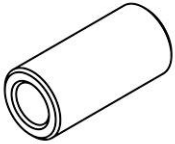
75029080000 Protecting sleeve			
 <p>75029080000</p>	Description/example of use Tool for protecting components (installation of crankshaft, balancer shaft and engine case)		
	used with model Supermoto / Dual Sport Dual Sport Enduro Naked Mid		
Service	<input type="checkbox"/>	Repair	<input checked="" type="checkbox"/>
		optional	<input type="checkbox"/>


75029080050 Protecting sleeve			
 <p>75029080050</p>	Description/example of use Tool for protecting components (installation of crankshaft and balancer shaft)		
	used with model Supermoto / Dual Sport Dual Sport Enduro 690 Duke 2014 690 Duke 2015 690 Duke R 2014 690 Duke R 2015		
Service	<input type="checkbox"/>	Repair	<input checked="" type="checkbox"/>
		optional	<input type="checkbox"/>

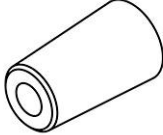

75029090000 Protection cap			
 <p>75029090000</p>	Description/example of use Tool for protecting components (removal of primary gear)		
	used with model MX1 4 stroke MX2 4 stroke Enduro E1 4 stroke Enduro E2 4 stroke Enduro E3 4 stroke Freeride Dual Sport 4 stroke Cross Country E1 4 stroke Cross Country E2 4 stroke Cross Country E3 4 stroke Supermoto Competition		

7502909000 Protection cap			
	Supermoto / Dual Sport Dual Sport Enduro Naked Mid		
	Service <input type="checkbox"/>	Repair <input checked="" type="checkbox"/>	optional <input type="checkbox"/>


77229005000 Protecting sleeve			
 <p>77229005000</p>	Description/example of use Tool for protecting components (installation of left engine case)		
	used with model Freeride 350		
Service <input type="checkbox"/>	Repair <input checked="" type="checkbox"/>	optional <input type="checkbox"/>	

77229031000 Protection cap			
 <p>77229031000</p>	Description/example of use Tool for protecting components (removal of balancer shaft drive wheel)		
	used with model 350 SX-F MX2 4 stroke Enduro E1 4 stroke 350 EXC-F 350 EXC-F Six Days 350 EXC-F Factory Edition Freeride Dual Sport 4 stroke Cross Country E1 4 stroke 350 XC-F 350 XCF-W 350 XCF-W Six Days		
Service <input type="checkbox"/>	Repair <input checked="" type="checkbox"/>	optional <input type="checkbox"/>	

78029005000 Protection cap			
 <p>78029005000</p>	Description/example of use Tool for protecting components (installation of crankshaft)		
	used with model 450 SX-F 2014 450 EXC 2014 450 EXC 2015 450 EXC 2016 450 EXC Six Days 2014 450 EXC Six Days 2015 450 EXC Six Days 2016 450 EXC Factory Edition 500 EXC 2014 500 EXC 2015 500 EXC 2016 500 EXC Six Days 2014 500 EXC Six Days 2015 500 EXC Six Days 2016		

78029005000 Protection cap			
		450 XC-F 2014	
		450 XC-W	
		Cross Country E3 4 stroke	
		Service <input type="checkbox"/>	Repair <input checked="" type="checkbox"/> optional <input type="checkbox"/>
90129005000 Protection cap			
 <p>90129005000</p>	Description/example of use Tool for protecting components (water pump installation)		
	used with model 450 SX-F 450 EXC 450 EXC Six Days 450 EXC Factory Edition Enduro E3 4 stroke 450 XC-F 450 XC-W Cross Country E3 4 stroke Supermoto Competition Naked Small Super Bike Small		
		Service <input type="checkbox"/>	Repair <input checked="" type="checkbox"/> optional <input type="checkbox"/>
90129019000 Protection cap			
 <p>90129019000</p>	Description/example of use Tool for protecting components (removal of crankshaft, main bearing)		
	used with model 125 Duke 200 Duke RC 125 RC 200		
		Service <input type="checkbox"/>	Repair <input checked="" type="checkbox"/> optional <input type="checkbox"/>

11.1 Overview



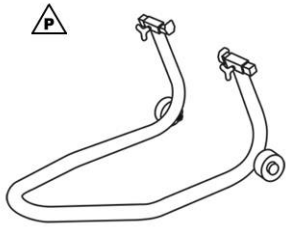
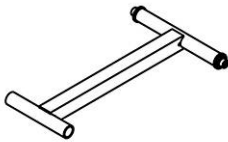
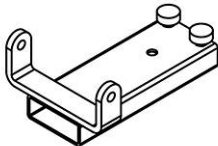
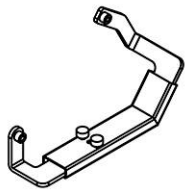

1	Universal V adapter with bushings (61029955144) (p. 88)
2	Universal V adapter with bushings (61029955244) (p. 88)
3	Front wheel work stand, small (61129965000) (p. 89)
4	Frame support (61229050000) (p. 89)
5	Floor jack attachment (61229055000) (p. 89)
6	Floor jack attachment (61329055000) (p. 89)
7	Rear wheel work stand for single-sided swing arm (61329955000) (p. 89)
8	Work stand (62529055100) (p. 90)
9	Rear wheel work stand (69329955000) (p. 90)
10	Workshop adapter (69329955010) (p. 90)
11	Front wheel work stand, large (69329965000) (p. 90)
12	Mounting pin (69329965030) (p. 91)
13	Mounting pin (69329965040) (p. 91)
14	Work stand attachments (75029036000) (p. 91)
15	Floor jack attachment (75029055000) (p. 91)
16	Lift stand (78129955100) (p. 92)
17	Lift stand (78929955100) (p. 92)


61029955144 Universal V adapter with bushings

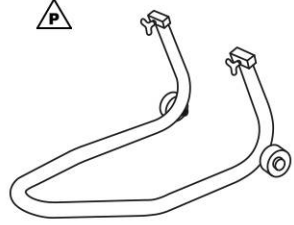
<p>61029955144</p>	Description/example of use Set consists of V adapter and bushings kit, for rear wheel work stand, for lifting the motorcycle at the link fork for use with 69329955000 used with model Supermoto / Dual Sport Travel Enduro Naked Mid Super Bike Big				
	Service	<input type="checkbox"/>	Repair	<input type="checkbox"/>	optional

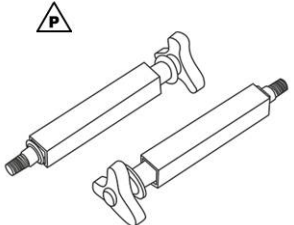
61029955244 Universal V adapter with bushings

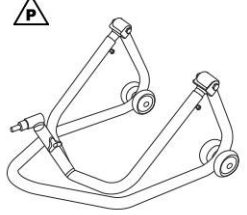
<p>61029955244</p>	Description/example of use Set consists of V adapter and bushings kit, for rear wheel work stand, for lifting the motorcycle at the link fork for use with 69329955000 used with model Naked Small Super Bike Small				
	Service	<input type="checkbox"/>	Repair	<input type="checkbox"/>	optional

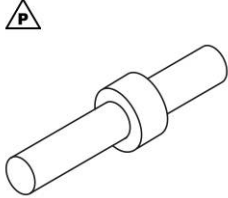
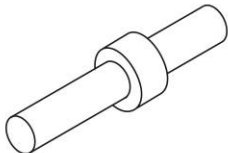
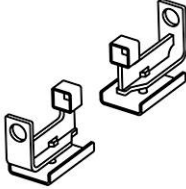
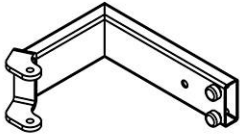
61129965000 Front wheel work stand, small			
 <p>61129965000</p>	Description/example of use Tool for lifting the motorcycle at the fork legs (incl. retaining adapter)		
	used with model Supermoto / Dual Sport Naked Big Super Bike Big		
Service	<input type="checkbox"/>	Repair	<input type="checkbox"/> optional <input checked="" type="checkbox"/>
61229050000 Frame support			
 <p>61229050000</p>	Description/example of use Support for frame when installing and removing engine		
	used with model Super Bike Big		
Service	<input type="checkbox"/>	Repair	<input checked="" type="checkbox"/> optional <input type="checkbox"/>
61229055000 Floor jack attachment			
 <p>61229055000</p>	Description/example of use Attachment for floor jack, for lifting engine		
	used with model Super Bike Big		
Service	<input type="checkbox"/>	Repair	<input checked="" type="checkbox"/> optional <input type="checkbox"/>
61329055000 Floor jack attachment			
 <p>61329055000</p>	Description/example of use Attachment for floor jack, for lifting engine		
	used with model Travel Enduro Naked Big Touring		
Service	<input type="checkbox"/>	Repair	<input checked="" type="checkbox"/> optional <input type="checkbox"/>
61329955000 Rear wheel work stand for single-sided swing arm			
 <p>61329955000</p>	Description/example of use Tool for lifting the motorcycle at the single-sided swing arm		
	used with model Naked Big Touring		
Service	<input type="checkbox"/>	Repair	<input type="checkbox"/> optional <input checked="" type="checkbox"/>


62529055100 Work stand			
 <p>62529055100</p>	Description/example of use Tool for lifting the motorcycle at the center		
	used with model Freeride E-Ride Supermoto / Dual Sport Supermoto E-Ride 1050 Adventure 1090 Adventure 1090 Adventure R Dual Sport Enduro Naked Bike Sport Bike Touring	matching tools / articles are 75029036000	
Service	<input checked="" type="checkbox"/>	Repair	<input type="checkbox"/>
		optional	<input type="checkbox"/>


69329955000 Rear wheel work stand			
 <p>69329955000</p>	Description/example of use Tool for lifting the motorcycle at the link fork		
	used with model Supermoto / Dual Sport Travel Enduro Naked Small Naked Mid Sport Bike	matching tools / articles are 61029955144 61029955244 69329955010	
Service	<input type="checkbox"/>	Repair	<input type="checkbox"/>
		optional	<input checked="" type="checkbox"/>

69329955010 Workshop adapter			
 <p>69329955010</p>	Description/example of use Adapter for rear work stand, for lifting the motorcycle at the link fork		
	used with model Supermoto / Dual Sport	for use with 69329955000	
Service	<input type="checkbox"/>	Repair	<input type="checkbox"/>
		optional	<input checked="" type="checkbox"/>


69329965000 Front wheel work stand, large			
 <p>69329965000</p>	Description/example of use Tool for lifting the motorcycle at the triple clamp		
	used with model Travel Enduro Naked Small Naked Mid Super Bike Small Touring	matching tools / articles are 69329965030 69329965040	
Service	<input type="checkbox"/>	Repair	<input type="checkbox"/>
		optional	<input checked="" type="checkbox"/>

69329965030 Mounting pin			
 <p>69329965030</p>	Description/example of use Fitting for front work stand, for lifting the motorcycle at the triple clamp		
	Technical data Diameter: 19 mm (0.75 in)		for use with 69329965000
used with model Travel Enduro Naked Small Naked Mid Super Bike Small			
Service	<input type="checkbox"/>	Repair	<input type="checkbox"/>
		optional	<input checked="" type="checkbox"/>
69329965040 Mounting pin			
 <p>69329965040</p>	Description/example of use Fitting for front work stand, for lifting the motorcycle at the triple clamp		
	Technical data Diameter: 23.5 mm (0.925 in)		for use with 69329965000
used with model Touring			
Service	<input type="checkbox"/>	Repair	<input type="checkbox"/>
		optional	<input checked="" type="checkbox"/>
75029036000 Work stand attachments			
 <p>75029036000</p>	Description/example of use Attachments for work stand, for lifting the motorcycle at the center		
			for use with 62529055100
used with model Freeride E-Ride Supermoto / Dual Sport Supermoto E-Ride 1050 Adventure 1090 Adventure 1090 Adventure R Dual Sport Enduro			
Service	<input checked="" type="checkbox"/>	Repair	<input type="checkbox"/>
		optional	<input type="checkbox"/>
75029055000 Floor jack attachment			
 <p>75029055000</p>	Description/example of use Attachment for floor jack, for lifting engine		
	used with model Supermoto / Dual Sport Dual Sport Enduro Naked Small Naked Mid Super Bike Small		
Service	<input type="checkbox"/>	Repair	<input checked="" type="checkbox"/>
		optional	<input type="checkbox"/>

78129955100 Lift stand			
 <p>78129955100</p>	Description/example of use Tool for lifting the motorcycle Technical data Height: 315 ... 425 mm (12.4 ... 16.73 in) Load: ≤ 150 kg (≤ 331 lb.) used with model MX Enduro E1 Enduro E2 Enduro E3 Cross Country Supermoto Competition		
	Service <input type="checkbox"/>	Repair <input type="checkbox"/>	optional <input checked="" type="checkbox"/>



78929955100 Lift stand			
 <p>78929955100</p>	Description/example of use Tool for lifting the motorcycle Technical data Height: 260 ... 370 mm (10.24 ... 14.57 in) Load: ≤ 150 kg (≤ 331 lb.) used with model Mini Freeride Supermoto / Dual Sport Supermoto E-Ride Dual Sport Enduro		
	Service <input type="checkbox"/>	Repair <input type="checkbox"/>	optional <input checked="" type="checkbox"/>

12.1 Wall tool organizer overview


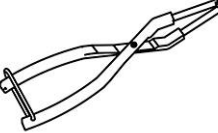


1	Lock ring plier (51012011000) (🔧 p. 93)
2	Footrest spring plier (58429083000) (🔧 p. 93)
3	Hose clamp plier (60029057000) (🔧 p. 94)
4	Spring band clamps plier (60029057100) (🔧 p. 94)
5	Valve stem seals plier (77229010000) (🔧 p. 95)
6	Footrest spring plier (79029083000) (🔧 p. 95)

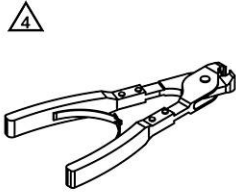
51012011000 Lock ring plier

  51012011000	Description/example of use Tool for removing the oil filter used with model MX1 4 stroke MX2 4 stroke Enduro E1 4 stroke Enduro E2 4 stroke Enduro E3 4 stroke Freeride Dual Sport 4 stroke Cross Country E1 4 stroke Cross Country E2 4 stroke Cross Country E3 4 stroke Supermoto Competition Supermoto / Dual Sport Travel Naked Bike Sport Bike Touring				
Service	<input checked="" type="checkbox"/>	Repair	<input type="checkbox"/>	optional	<input type="checkbox"/>

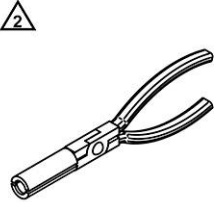
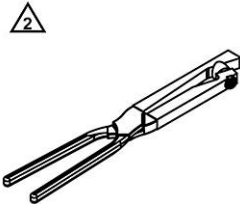
58429083000 Footrest spring plier

  58429083000	Description/example of use Tool for removing and mounting the rider footrests and removing the spacer from the starter motor used with model 250 EXC 2017 250 EXC 2018 250 EXC Six Days 2017 250 EXC Six Days 2018 300 EXC 2017 300 EXC 2018
---	--

58429083000 Footrest spring plier		
	300 EXC Six Days 2017 300 EXC Six Days 2018 250 XC-W 2017 250 XC-W 2018 250 XC 2017 250 XC 2018 300 XC 2017 300 XC 2018 300 XC-W 2017 300 XC-W 2018 300 XC-W Six Days 2017 300 XC-W Six Days 2018 Travel Enduro	
	Service <input checked="" type="checkbox"/>	Repair <input type="checkbox"/> optional <input type="checkbox"/>


60029057000 Hose clamp plier		
 <p>60029057000</p>	Description/example of use Tool for mounting hose clamps	
	used with model MX1 4 stroke MX2 4 stroke Enduro E1 4 stroke 250 EXC TPI EU 2018 250 EXC Six Days 2018 Enduro E2 4 stroke 300 EXC TPI EU 2018 300 EXC Six Days 2018 Enduro E3 4 stroke Freeride Dual Sport 4 stroke Cross Country E1 4 stroke 250 XC-W TPI US 2018 Cross Country E2 4 stroke Cross Country E3 4 stroke Supermoto Competition Supermoto / Dual Sport Dual Sport Enduro 690 Duke 2014 690 Duke 2015 690 Duke R 2014 690 Duke R 2015	
	Service <input checked="" type="checkbox"/>	Repair <input type="checkbox"/> optional <input type="checkbox"/>

60029057100 Spring band clamps plier		
 <p>60029057100</p>	Description/example of use Tool for moving spring band clamps	
	used with model Supermoto / Dual Sport Travel 125 Duke 2017 200 Duke 2017 250 Duke 2017	

60029057100 Spring band clamps plier			
	390 Duke 2017 Naked Mid Naked Big Sport Bike Touring		
	Service	<input checked="" type="checkbox"/>	Repair optional <input type="checkbox"/>
77229010000 Valve stem seals plier			
 <p>77229010000</p>	Description/example of use Tool for removing valve stem seals		
	used with model 350 SX-F MX2 4 stroke Enduro E1 4 stroke 350 EXC-F 350 EXC-F Six Days 350 EXC-F Factory Edition Freeride Dual Sport 4 stroke Cross Country E1 4 stroke 350 XC-F 350 XCF-W 350 XCF-W Six Days 690 Duke 2016 690 Duke 2017 690 Duke R 2016 690 Duke R 2017		
	Service	<input type="checkbox"/>	Repair optional <input checked="" type="checkbox"/>
79029083000 Footrest spring plier			
 <p>79029083000</p>	Description/example of use Tool for removing and mounting rider footrests		
	used with model 85 SX 2018 150 SX 2017 150 SX 2018 250 SX 2017 250 SX 2018 350 SX-F 2017 350 SX-F 2018 450 SX-F Factory Edition US 2015 450 SX-F 2016 450 SX-F 2017 450 SX-F 2018 125 SX 2017 125 SX 2018 250 SX-F Factory Edition US 2015 250 SX-F 2016 250 SX-F 2017 250 SX-F 2018 250 EXC-F 2017 250 EXC-F 2018		
	Service	<input type="checkbox"/>	Repair optional <input checked="" type="checkbox"/>

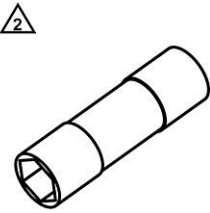
79029083000 Footrest spring plier		
250 EXC-F Six Days 2017		
250 EXC-F Six Days 2018		
250 EXC 2017		
250 EXC 2018		
250 EXC Six Days 2017		
250 EXC Six Days 2018		
350 EXC-F 2017		
350 EXC-F 2018		
350 EXC-F Six Days 2017		
350 EXC-F Six Days 2018		
450 EXC 2017		
450 EXC 2018		
450 EXC Six Days 2017		
450 EXC Six Days 2018		
300 EXC 2017		
300 EXC 2018		
300 EXC Six Days 2017		
300 EXC Six Days 2018		
500 EXC 2017		
500 EXC 2018		
500 EXC Six Days 2017		
500 EXC Six Days 2018		
125 XC-W		
150 XC-W		
250 XC-F 2016		
250 XC-F 2017		
250 XC-F 2018		
250 XC-W 2017		
250 XC-W 2018		
250 XC 2017		
250 XC 2018		
350 XC-F 2017		
350 XC-F 2018		
450 XC-F 2016		
450 XC-F 2017		
450 XC-F 2018		
300 XC 2017		
300 XC 2018		
300 XC-W 2017		
300 XC-W 2018		
300 XC-W Six Days 2017		
300 XC-W Six Days 2018		
Service	■	Repair
		□
		optional
		□

13.1 Wall tool organizer overview

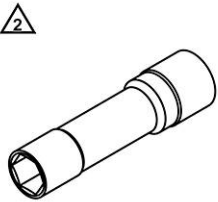


- 1 Spark plug wrench (60029073000) (🔧 p. 97)
- 2 Spark plug wrench (75029172000) (🔧 p. 97)
- 3 Spark plug wrench with link (77229172000) (🔧 p. 97)


60029073000 Spark plug wrench

 <p>60029073000</p>	<p>Description/example of use Tool for removing and installing spark plugs</p> <p>Technical data Drive: 1/2 in Hexagonal part: 16 mm (0.63 in) Length: 71 mm (2.8 in) used with model 65 SX</p>						
<table style="width: 100%; border: none;"> <tr> <td style="border: none;">Service</td> <td style="border: none; text-align: center;">■</td> <td style="border: none;">Repair</td> <td style="border: none; text-align: center;">□</td> <td style="border: none;">optional</td> <td style="border: none; text-align: center;">□</td> </tr> </table>		Service	■	Repair	□	optional	□
Service	■	Repair	□	optional	□		

75029172000 Spark plug wrench


 <p>75029172000</p>	<p>Description/example of use Tool for removing and installing spark plugs</p> <p>Technical data Drive: 1/2 in Hexagonal part: 14 mm (0.55 in) Length: 85 mm (3.35 in) used with model Supermoto / Dual Sport Travel Naked Mid Super Bike Big</p>						
<table style="width: 100%; border: none;"> <tr> <td style="border: none;">Service</td> <td style="border: none; text-align: center;">■</td> <td style="border: none;">Repair</td> <td style="border: none; text-align: center;">□</td> <td style="border: none;">optional</td> <td style="border: none; text-align: center;">□</td> </tr> </table>		Service	■	Repair	□	optional	□
Service	■	Repair	□	optional	□		

77229172000 Spark plug wrench with link

 <p>77229172000</p>	<p>Description/example of use Tool for removing and installing spark plugs</p> <p>Technical data Drive: 3/8 in Hexagonal part: 14 mm (0.55 in) Length: 130 mm (5.12 in) used with model MX1 4 stroke MX2 4 stroke</p>
--	---

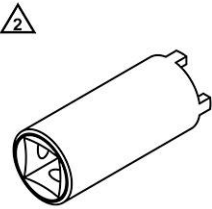
77229172000 Spark plug wrench with link		
	Enduro E1 4 stroke	
	Enduro E2 4 stroke	
	Enduro E3 4 stroke	
	Freeride Dual Sport 4 stroke	
	Cross Country E1 4 stroke	
	Cross Country E2 4 stroke	
	Cross Country E3 4 stroke	
	Supermoto Competition	
	1050 Adventure	
	1090 Adventure	
	1090 Adventure R	
	1290 Super Adventure	
	1290 Super Adventure T	
	1290 Super Adventure S	
	1290 Super Adventure R	
	Naked Small	
	Naked Big	
	Super Bike Small	
	Touring	
Service	<input checked="" type="checkbox"/>	Repair <input type="checkbox"/>
		optional <input type="checkbox"/>

14.1 Wall tool organizer overview




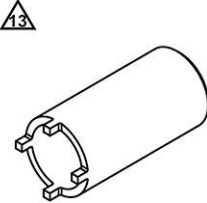
1	Groove nut wrench (75029034000) (🔧) p. 99
2	Groove nut wrench (90129021000) (🔧) p. 99
3	Groove nut wrench (90129022000) (🔧) p. 100
4	Groove nut wrench (90129050000) (🔧) p. 100
5	Groove nut wrench (90129050100) (🔧) p. 100

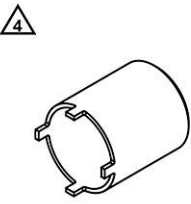
75029034000 Groove nut wrench

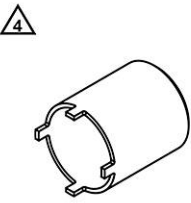
 <p>75029034000</p>	<p>Description/example of use Tool for adjusting, removing and installing components with groove nuts</p> <p>Technical data Drive: 1/2 in Outside diameter: 22 mm (0.87 in) Length: 53 mm (2.09 in)</p> <p>used with model 125 Duke 2017 200 Duke 2017 250 Duke 2017 390 Duke 2017 Naked Mid Super Bike Small</p>			
<table border="1" style="width: 100%;"> <tr> <td style="width: 33%;">Service <input checked="" type="checkbox"/></td> <td style="width: 33%;">Repair <input type="checkbox"/></td> <td style="width: 33%;">optional <input type="checkbox"/></td> </tr> </table>		Service <input checked="" type="checkbox"/>	Repair <input type="checkbox"/>	optional <input type="checkbox"/>
Service <input checked="" type="checkbox"/>	Repair <input type="checkbox"/>	optional <input type="checkbox"/>		

90129021000 Groove nut wrench

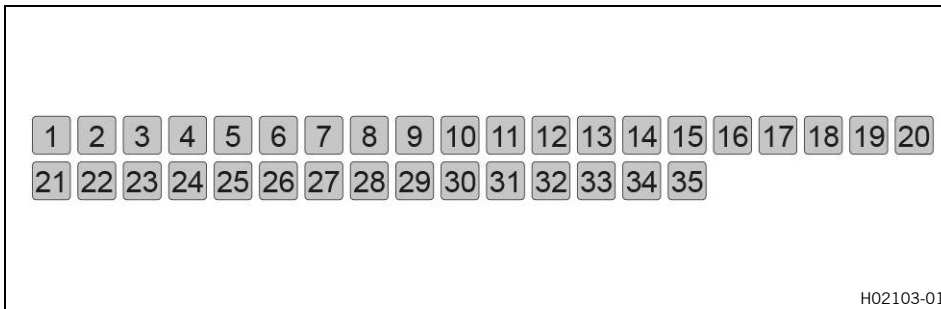
 <p>90129021000</p>	<p>Description/example of use Tool for adjusting, removing and installing components with groove nuts</p> <p>Technical data Drive: 1/2 in Outside diameter: 25.9 mm (1.02 in) Length: 60 mm (2.36 in)</p> <p>used with model 125 Duke 200 Duke RC 125 RC 200</p>			
<table border="1" style="width: 100%;"> <tr> <td style="width: 33%;">Service <input type="checkbox"/></td> <td style="width: 33%;">Repair <input checked="" type="checkbox"/></td> <td style="width: 33%;">optional <input type="checkbox"/></td> </tr> </table>		Service <input type="checkbox"/>	Repair <input checked="" type="checkbox"/>	optional <input type="checkbox"/>
Service <input type="checkbox"/>	Repair <input checked="" type="checkbox"/>	optional <input type="checkbox"/>		

90129022000 Groove nut wrench			
 <p>90129022000</p>	Description/example of use Tool for adjusting, removing and installing components with groove nuts		
	Technical data Drive: 1/2 in Outside diameter: 43 mm (1.69 in) Length: 92 mm (3.62 in) used with model Naked Small Super Bike Small		
Service	<input type="checkbox"/>	Repair	<input checked="" type="checkbox"/>
		optional	<input type="checkbox"/>

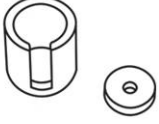
90129050000 Groove nut wrench			
 <p>90129050000</p>	Description/example of use Tool for adjusting, removing and installing components with groove nuts		
	Technical data Drive: 1/2 in Outside diameter: 48 mm (1.89 in) Length: 60 mm (2.36 in) used with model Naked Small		
Service	<input checked="" type="checkbox"/>	Repair	<input type="checkbox"/>
		optional	<input type="checkbox"/>

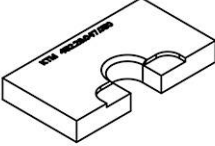
90129050100 Groove nut wrench			
 <p>90129050100</p>	Description/example of use Tool for adjusting, removing and installing components with groove nuts		
	Technical data Drive: 1/2 in Outside diameter: 51 mm (2.01 in) Length: 60 mm (2.36 in) used with model Naked Small Super Bike Small		
Service	<input checked="" type="checkbox"/>	Repair	<input type="checkbox"/>
		optional	<input type="checkbox"/>

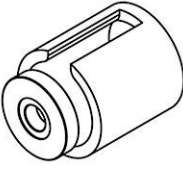
15.1 Wall tool organizer overview

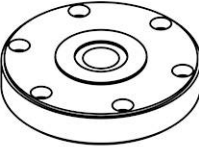


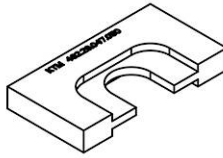
1	Crankshaft pressing tool insert (45229008000) (p. 102)
2	Separator plate (45229047050) (p. 102)
3	Crankshaft pressing tool insert (46229008000) (p. 102)
4	Anchor plate for crankshaft pressing tool (46229047002) (p. 102)
5	Separator plate (46229047050) (p. 102)
6	Crankshaft pressing tool insert (47029008000) (p. 103)
7	Crankshaft pressing tool (47229047000) (p. 103)
8	Crankshaft pressing tool (50329047000) (p. 103)
9	Separator plate (50329047050) (p. 103)
10	Separator plate (50329047051) (p. 104)
11	Sleeve for crankshaft pressing tool (50429047001) (p. 104)
12	Cover for crankshaft pressing tool (50429047003) (p. 104)
13	Crankshaft pressing tool insert (54829008000) (p. 104)
14	Separator plate (54829009000) (p. 105)
15	Crankshaft pressing tool insert (54829108000) (p. 105)
16	Crankshaft pressing tool (75029047000) (p. 105)
17	Separator plate, upper part (75029047050) (p. 106)
18	Separator plate, base (75029047051) (p. 106)
19	Cover for crankshaft pressing tool (76629047003) (p. 106)
20	Crankshaft pressing tool insert (77029008000) (p. 106)
21	Separator plate (77029009001) (p. 107)
22	Crankshaft pressing tool insert (77229008000) (p. 107)
23	Separator plate (77229009000) (p. 107)
24	Separator plate (77229032000) (p. 108)
25	Crankshaft pressing tool insert (77729008000) (p. 108)
26	Crankshaft pressing tool insert (78029008000) (p. 109)
27	Separator plate (78029009100) (p. 109)
28	Crankshaft pressing tool insert (78929008000) (p. 110)
29	Separator plate (78929009000) (p. 110)
30	Crankshaft pressing tool insert (79029008000) (p. 110)
31	Separator plate (79029009000) (p. 111)
32	Insert for crankshaft pressing tool (79029108000) (p. 111)
33	Separator plate (79229009000) (p. 111)
34	Crankshaft pressing tool insert (79429008000) (p. 112)
35	Separator plate (79429009000) (p. 112)


45229008000 Crankshaft pressing tool insert			
 <p>45229008000</p>	Description/example of use Sleeve with cover used as insert in the pressing tool for pressing the crankshaft together		
	for use with 50329047000 used with model 50 SX 50 SX Mini 50 SXS 50 SXS Mini		
Service	<input type="checkbox"/>	Repair	<input type="checkbox"/>
optional			<input checked="" type="checkbox"/>

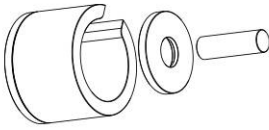
45229047050 Separator plate			
 <p>45229047050</p>	Description/example of use Tool for separating the crankshaft		
	used with model 50 SX 50 SX Mini 50 SXS 50 SXS Mini		
Service	<input type="checkbox"/>	Repair	<input type="checkbox"/>
optional			<input checked="" type="checkbox"/>


46229008000 Crankshaft pressing tool insert			
 <p>46229008000</p>	Description/example of use Sleeve with cover used as insert in the pressing tool for pressing the crankshaft together		
	for use with 50329047000 used with model 65 SX		
Service	<input type="checkbox"/>	Repair	<input type="checkbox"/>
optional			<input checked="" type="checkbox"/>

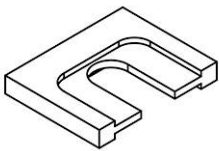
46229047002 Anchor plate for crankshaft pressing tool			
 <p>46229047002</p>	Description/example of use Anchor plate for screwing on to the pressing tool, for pressing the crankshaft together		
	for use with 50329047000 used with model Mini		
Service	<input type="checkbox"/>	Repair	<input type="checkbox"/>
optional			<input checked="" type="checkbox"/>

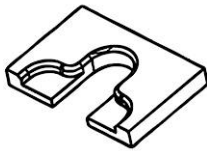
46229047050 Separator plate			
 <p>46229047050</p>	Description/example of use Tool for separating the crankshaft		
	used with model 65 SX 85 SX		
Service	<input type="checkbox"/>	Repair	<input type="checkbox"/>
optional			<input checked="" type="checkbox"/>

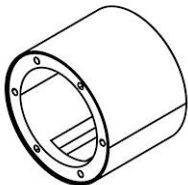
47029008000 Crankshaft pressing tool insert		
 <p>47029008000</p>	Description/example of use Sleeve with cover used as insert in the pressing tool for pressing the crankshaft together	
	for use with 50329047000 used with model 85 SX 2014 85 SX 2015 85 SX 2016 85 SX 2017	
Service	<input type="checkbox"/>	Repair
	<input type="checkbox"/>	optional
		<input checked="" type="checkbox"/>

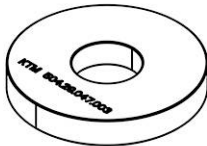
47229047000 Crankshaft pressing tool		
 <p>47229047000</p>	Description/example of use Tool for pressing the crankshaft together	
	used with model 85 SX 2018	
Service	<input type="checkbox"/>	Repair
	<input type="checkbox"/>	optional
		<input checked="" type="checkbox"/>


50329047000 Crankshaft pressing tool		
 <p>50329047000</p>	Description/example of use Tool for pressing the crankshaft together	
	used with model 50 SX 50 SX Mini 50 SXS 50 SXS Mini 65 SX 85 SX 2014 85 SX 2015 85 SX 2016 85 SX 2017 150 SX MX2 2 stroke Enduro E1 2 stroke 200 EXC Cross Country E1 2 stroke 200 XC-W	matching tools / articles are 45229008000 46229008000 46229047002 47029008000 50429047001 54829008000
Service	<input type="checkbox"/>	Repair
	<input type="checkbox"/>	optional
		<input checked="" type="checkbox"/>

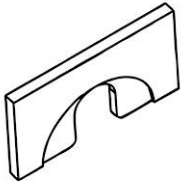


50329047050 Separator plate		
 <p>50329047050</p>	Description/example of use Tool for separating the crankshaft	
	used with model 150 SX MX2 2 stroke Cross Country E1 2 stroke	
Service	<input type="checkbox"/>	Repair
	<input type="checkbox"/>	optional
		<input checked="" type="checkbox"/>

50329047051 Separator plate			
 <p>50329047051</p>	Description/example of use Tool for separating the crankshaft		
	used with model Enduro E1 2 stroke 200 EXC 200 XC-W		
Service	<input type="checkbox"/>	Repair	<input type="checkbox"/>
		optional	<input checked="" type="checkbox"/>

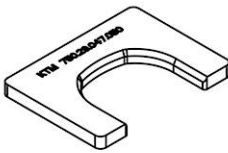
50429047001 Sleeve for crankshaft pressing tool			
 <p>50429047001</p>	Description/example of use Sleeve insert in the pressing tool for pressing the crankshaft together		
	used with model 150 SX 2016 150 SX 2017 150 SX 2018 125 SX 2016 125 SX 2017 125 SX 2018 125 XC-W 150 XC-W		
		for use with	
		50329047000	
		matching tools / articles are	
		50429047003	
Service	<input type="checkbox"/>	Repair	<input type="checkbox"/>
		optional	<input checked="" type="checkbox"/>

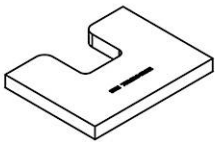
50429047003 Cover for crankshaft pressing tool			
 <p>50429047003</p>	Description/example of use Cover for sleeve, used as insert in the pressing tool for pressing the crankshaft together		
	used with model 150 SX 2016 150 SX 2017 150 SX 2018 125 SX 2016 125 SX 2017 125 SX 2018 125 XC-W 150 XC-W		
		for use with	
		50429047001	
Service	<input type="checkbox"/>	Repair	<input type="checkbox"/>
		optional	<input checked="" type="checkbox"/>

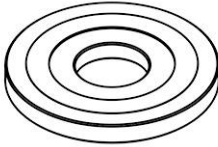
54829008000 Crankshaft pressing tool insert			
 <p>54829008000</p>	Description/example of use Sleeve with cover used as insert in the pressing tool for pressing the crankshaft together		
	used with model 150 SX 2014 150 SX 2015 125 SX 2014 125 SX 2015 Enduro E1 2 stroke		
		for use with	
		50329047000	

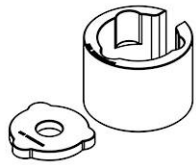
54829008000 Crankshaft pressing tool insert			
	200 EXC 150 XC 200 XC-W		
	Service <input type="checkbox"/>	Repair <input type="checkbox"/>	optional <input checked="" type="checkbox"/>
54829009000 Separator plate			
 54829009000	Description/example of use Tool for separating the crankshaft		
	used with model 250 SX 250 EXC 250 EXC Six Days 250 EXC Factory Edition Enduro E3 2 stroke Freeride Dual Sport 2 stroke 250 XC-W 250 XC Cross Country E3 2 stroke		
	Service <input type="checkbox"/>	Repair <input type="checkbox"/>	optional <input checked="" type="checkbox"/>
54829108000 Crankshaft pressing tool insert			
 54829108000	Description/example of use Sleeve with cover used as insert in the pressing tool for pressing the crankshaft together		
	for use with 75029047000 used with model 250 SX 250 EXC 250 EXC Six Days 250 EXC Factory Edition Enduro E3 2 stroke Freeride Dual Sport 2 stroke 250 XC-W 250 XC Cross Country E3 2 stroke		
	Service <input type="checkbox"/>	Repair <input type="checkbox"/>	optional <input checked="" type="checkbox"/>
75029047000 Crankshaft pressing tool			
 75029047000	Description/example of use Tool for pressing the crankshaft together		
	used with model 250 SX MX1 4 stroke MX2 4 stroke Enduro E1 4 stroke 250 EXC 250 EXC Six Days 250 EXC Factory Edition Enduro E2 4 stroke Enduro E3 Freeride Dual Sport	matching tools / articles are 54829108000 76629047003 77029008000 77229008000 77729008000 78029008000 78929008000 79029008000 79029108000 79429008000	

75029047000 Crankshaft pressing tool					
	Cross Country E1 4 stroke 250 XC-W 250 XC Cross Country E2 4 stroke Cross Country E3 Supermoto Competition Supermoto / Dual Sport Dual Sport Enduro Naked Mid				
	Service	<input type="checkbox"/>	Repair	<input type="checkbox"/>	optional

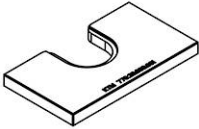
75029047050 Separator plate, upper part					
 75029047050	Description/example of use Tool for separating the crankshaft				
	used with model Supermoto / Dual Sport Dual Sport Enduro Naked Mid		for use with 75029047051 matching tools / articles are 75029047051		
Service	<input type="checkbox"/>	Repair	<input type="checkbox"/>	optional	<input checked="" type="checkbox"/>

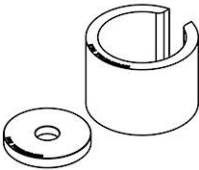
75029047051 Separator plate, base					
 75029047051	Description/example of use Tool for separating the crankshaft				
	used with model Supermoto / Dual Sport Dual Sport Enduro Naked Mid		for use with 75029047050 matching tools / articles are 75029047050		
Service	<input type="checkbox"/>	Repair	<input type="checkbox"/>	optional	<input checked="" type="checkbox"/>

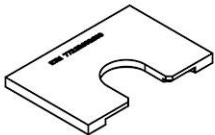
76629047003 Cover for crankshaft pressing tool					
 76629047003	Description/example of use Cover for pressing tool for pressing the crankshaft together				
	used with model 690 Duke 2016 690 Duke 2017 690 Duke R 2016 690 Duke R 2017		for use with 75029047000		
Service	<input type="checkbox"/>	Repair	<input type="checkbox"/>	optional	<input checked="" type="checkbox"/>

77029008000 Crankshaft pressing tool insert			
 77029008000	Description/example of use Sleeve with cover used as insert in the pressing tool for pressing the crankshaft together		
	used with model 250 EXC-F 2015 250 EXC-F 2016		for use with 75029047000

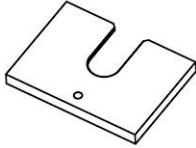
77029008000 Crankshaft pressing tool insert			
	250 EXC-F Six Days 2015		
	250 EXC-F Six Days 2016		
250 EXC-F Factory Edition			
250 XCF-W 2015			
250 XCF-W 2016			
Service	<input type="checkbox"/>	Repair	<input type="checkbox"/>
		optional	<input checked="" type="checkbox"/>


77029009001 Separator plate			
 <p>77029009001</p>	Description/example of use		
	Tool for separating the crankshaft		
used with model			
250 SX-F 2014			
250 SX-F 2015			
250 EXC-F 2014			
250 EXC-F 2015			
250 EXC-F 2016			
250 EXC-F Six Days 2014			
250 EXC-F Six Days 2015			
250 EXC-F Six Days 2016			
250 EXC-F Factory Edition			
250 XC-F 2014			
250 XC-F 2015			
250 XCF-W			
Service	<input type="checkbox"/>	Repair	<input type="checkbox"/>
		optional	<input checked="" type="checkbox"/>

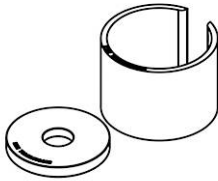
77229008000 Crankshaft pressing tool insert			
 <p>77229008000</p>	Description/example of use		
	Sleeve with cover used as insert in the pressing tool for pressing the crankshaft together		
			for use with
			75029047000
used with model			
350 SX-F			
350 EXC-F			
350 EXC-F Six Days			
350 EXC-F Factory Edition			
Freeride 350			
350 XC-F			
350 XCF-W			
350 XCF-W Six Days			
Service	<input type="checkbox"/>	Repair	<input type="checkbox"/>
		optional	<input checked="" type="checkbox"/>

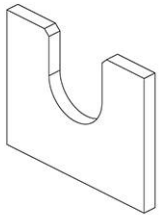
77229009000 Separator plate			
 <p>77229009000</p>	Description/example of use		
	Tool for separating the crankshaft		
used with model			
350 SX-F 2014			
350 SX-F 2015			
350 EXC-F 2014			
350 EXC-F 2015			
350 EXC-F 2016			
350 EXC-F Six Days 2014			


77229009000 Separator plate		
	350 EXC-F Six Days 2015 350 EXC-F Six Days 2016 350 EXC-F Factory Edition Freeride 350 350 XC-F 2014 350 XC-F 2015 350 XCF-W 350 XCF-W Six Days	
	Service <input type="checkbox"/>	Repair <input type="checkbox"/> optional <input checked="" type="checkbox"/>

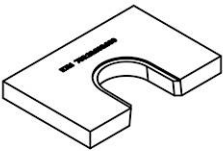
77229032000 Separator plate		
 <p>77229032000</p>	Description/example of use Tool for pressing out balancer shaft drive wheel	
	used with model 350 SX-F MX2 4 stroke Enduro E1 4 stroke 350 EXC-F 350 EXC-F Six Days 350 EXC-F Factory Edition Freeride Dual Sport 4 stroke Cross Country E1 4 stroke 350 XC-F 350 XCF-W 350 XCF-W Six Days 125 Duke 200 Duke RC 125 RC 200	
	Service <input type="checkbox"/>	Repair <input type="checkbox"/> optional <input checked="" type="checkbox"/>


77729008000 Crankshaft pressing tool insert		
 <p>77729008000</p>	Description/example of use Sleeve with cover used as insert in the pressing tool for pressing the crankshaft together	
	for use with 75029047000 used with model 250 SX-F 2014 250 SX-F EU 2015 250 SX-F US 2015 250 EXC-F 2014 250 EXC-F Six Days 2014 250 XC-F 2014 250 XC-F 2015 250 XCF-W 2014	
	Service <input type="checkbox"/>	Repair <input type="checkbox"/> optional <input checked="" type="checkbox"/>

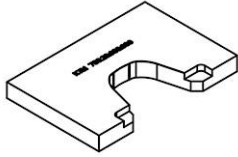
7802900800 Crankshaft pressing tool insert								
 <p>7802900800</p>	<p>Description/example of use</p> <p>Sleeve with cover used as insert in the pressing tool for pressing the crankshaft together</p>							
	<p>for use with</p> <p>75029047000</p> <p>used with model</p> <p>450 EXC 2014</p> <p>450 EXC 2015</p> <p>450 EXC 2016</p> <p>450 EXC Six Days 2014</p> <p>450 EXC Six Days 2015</p> <p>450 EXC Six Days 2016</p> <p>450 EXC Factory Edition</p> <p>500 EXC 2014</p> <p>500 EXC 2015</p> <p>500 EXC 2016</p> <p>500 EXC Six Days 2014</p> <p>500 EXC Six Days 2015</p> <p>500 EXC Six Days 2016</p> <p>450 XC-W</p> <p>Cross Country E3 4 stroke</p>							
<table border="1"> <tr> <td>Service</td> <td><input type="checkbox"/></td> <td>Repair</td> <td><input type="checkbox"/></td> <td>optional</td> <td><input checked="" type="checkbox"/></td> </tr> </table>			Service	<input type="checkbox"/>	Repair	<input type="checkbox"/>	optional	<input checked="" type="checkbox"/>
Service	<input type="checkbox"/>	Repair	<input type="checkbox"/>	optional	<input checked="" type="checkbox"/>			

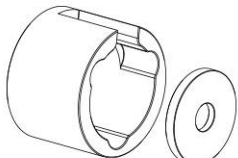
78029009100 Separator plate								
 <p>78029009100</p>	<p>Description/example of use</p> <p>Tool for separating the crankshaft</p>							
	<p>used with model</p> <p>450 EXC 2014</p> <p>450 EXC 2015</p> <p>450 EXC 2016</p> <p>450 EXC Six Days 2014</p> <p>450 EXC Six Days 2015</p> <p>450 EXC Six Days 2016</p> <p>450 EXC Factory Edition</p> <p>500 EXC 2014</p> <p>500 EXC 2015</p> <p>500 EXC 2016</p> <p>500 EXC Six Days 2014</p> <p>500 EXC Six Days 2015</p> <p>500 EXC Six Days 2016</p> <p>450 XC-W</p> <p>Cross Country E3 4 stroke</p>							
<table border="1"> <tr> <td>Service</td> <td><input type="checkbox"/></td> <td>Repair</td> <td><input type="checkbox"/></td> <td>optional</td> <td><input checked="" type="checkbox"/></td> </tr> </table>			Service	<input type="checkbox"/>	Repair	<input type="checkbox"/>	optional	<input checked="" type="checkbox"/>
Service	<input type="checkbox"/>	Repair	<input type="checkbox"/>	optional	<input checked="" type="checkbox"/>			

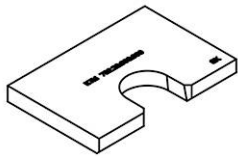
78929008000 Crankshaft pressing tool insert		
 <p>78929008000</p>	<p>Description/example of use</p> <p>Sleeve with cover used as insert in the pressing tool for pressing the crankshaft together</p> <p style="text-align: right;">for use with 75029047000</p> <p>used with model</p> <p>450 SX-F 450 EXC 2017 450 EXC 2018 450 EXC Six Days 2017 450 EXC Six Days 2018 500 EXC 2017 500 EXC 2018 500 EXC Six Days 2017 500 EXC Six Days 2018 450 XC-F Supermoto Competition</p>	
	<p>Service <input type="checkbox"/></p>	<p>Repair <input type="checkbox"/></p>

78929009000 Separator plate		
 <p>78929009000</p>	<p>Description/example of use</p> <p>Tool for separating the crankshaft</p> <p>used with model</p> <p>450 SX-F 2014 450 SX-F EU 2015 450 SX-F US 2015 450 XC-F 2014 450 XC-F 2015</p>	
	<p>Service <input type="checkbox"/></p>	<p>Repair <input type="checkbox"/></p>

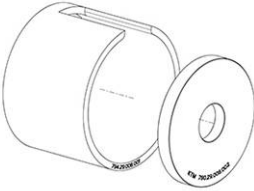
79029008000 Crankshaft pressing tool insert		
 <p>79029008000</p>	<p>Description/example of use</p> <p>Sleeve with cover used as insert in the pressing tool for pressing the crankshaft together</p> <p style="text-align: right;">for use with 75029047000</p> <p>used with model</p> <p>350 SX-F 2016 350 SX-F 2017 350 SX-F 2018 250 SX-F Factory Edition US 2015 250 SX-F 2016 250 SX-F 2017 250 SX-F 2018 250 XC-F 2016 250 XC-F 2017 250 XC-F 2018 350 XC-F 2016 350 XC-F 2017 350 XC-F 2018</p>	
	<p>Service <input type="checkbox"/></p>	<p>Repair <input type="checkbox"/></p>

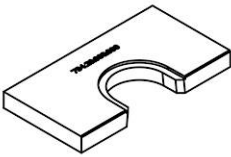
79029009000 Separator plate					
 <p>79029009000</p>	<p>Description/example of use Tool for separating the crankshaft</p> <p>used with model 250 SX-F Factory Edition US 2015 250 SX-F 2016 250 SX-F 2017 250 SX-F 2018 250 EXC-F 2017 250 EXC-F 2018 250 EXC-F Six Days 2017 250 EXC-F Six Days 2018 450 EXC 2017 450 EXC 2018 450 EXC Six Days 2017 450 EXC Six Days 2018 500 EXC 2017 500 EXC 2018 500 EXC Six Days 2017 500 EXC Six Days 2018 Freeride 250 F 250 XC-F 2016 250 XC-F 2017 250 XC-F 2018</p>				
	Service	<input type="checkbox"/>	Repair	<input type="checkbox"/>	optional

79029108000 Insert for crankshaft pressing tool					
 <p>79029108000</p>	<p>Description/example of use Sleeve with cover used as insert in the pressing tool for pressing the crankshaft together</p> <p>for use with 75029047000</p> <p>used with model 250 EXC-F 2017 250 EXC-F 2018 250 EXC-F Six Days 2017 250 EXC-F Six Days 2018 Freeride 250 F</p>				
	Service	<input type="checkbox"/>	Repair	<input type="checkbox"/>	optional


79229009000 Separator plate					
 <p>79229009000</p>	<p>Description/example of use Tool for separating the crankshaft</p> <p>used with model 350 SX-F 2016 350 SX-F 2017 350 SX-F 2018 350 EXC-F 2017 350 EXC-F 2018 350 EXC-F Six Days 2017 350 EXC-F Six Days 2018</p>				
	Service	<input type="checkbox"/>	Repair	<input type="checkbox"/>	optional

79229009000 Separator plate			
	350 XC-F 2016 350 XC-F 2017 350 XC-F 2018		
	Service <input type="checkbox"/>	Repair <input type="checkbox"/>	optional <input checked="" type="checkbox"/>

79429008000 Crankshaft pressing tool insert			
 <p>79428008000</p>	<p>Description/example of use</p> <p>Sleeve with cover used as insert in the pressing tool for pressing the crankshaft together</p> <p style="text-align: right;">for use with 75029047000</p> <p>used with model</p> <p>450 SX-F Factory Edition US 2015 450 SX-F 2016 450 SX-F 2017 450 SX-F 2018 450 EXC 2017 450 EXC 2018 450 EXC Six Days 2017 450 EXC Six Days 2018 500 EXC 2017 500 EXC 2018 500 EXC Six Days 2017 500 EXC Six Days 2018 450 XC-F 2016 450 XC-F 2017 450 XC-F 2018</p>		
	Service <input type="checkbox"/>	Repair <input type="checkbox"/>	optional <input checked="" type="checkbox"/>

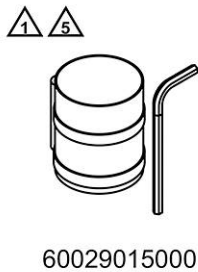
79429009000 Separator plate			
 <p>79429009000</p>	<p>Description/example of use</p> <p>Tool for separating the crankshaft</p> <p>used with model</p> <p>450 SX-F Factory Edition US 2015 450 SX-F 2016 450 SX-F US 2017 450 SX-F Factory Edition US 2017 450 SX-F US 2018 450 XC-F 2016 450 XC-F 2017 450 XC-F 2018</p>		
	Service <input type="checkbox"/>	Repair <input type="checkbox"/>	optional <input checked="" type="checkbox"/>

16.1 Wall tool organizer overview

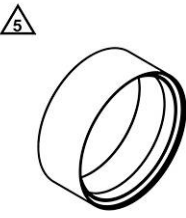
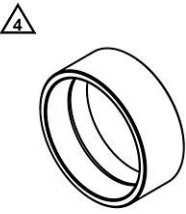
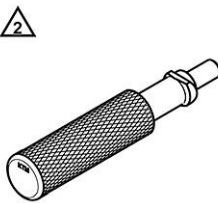
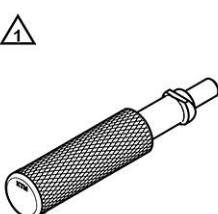


1	Piston ring mounting tool (60029015000) (📖 p. 113)
2	Piston assembly ring (61329015108) (📖 p. 114)
3	Piston assembly ring (75029015102) (📖 p. 114)
4	Insertion for piston ring lock (75029035000) (📖 p. 114)
5	Insertion for piston ring lock (77229030000) (📖 p. 114)
6	Insertion for piston ring lock (77329030100) (📖 p. 115)
7	Insertion for piston ring lock (77729030100) (📖 p. 115)
8	Insertion for piston ring lock (90129030000) (📖 p. 116)

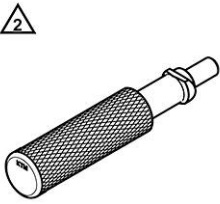
60029015000 Piston ring mounting tool

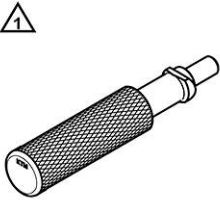


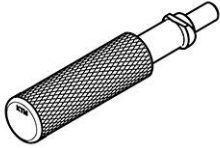
Description/example of use		
Tool for tensioning piston rings when installing the piston in the cylinder		
Technical data		
Height: 80 mm (3.15 in)		
Diameter: 57 ... 125 mm (2.24 ... 4.92 in)		
used with model		
MX1 4 stroke		
MX2 4 stroke		
Enduro E1 4 stroke		
Enduro E2 4 stroke		
Enduro E3 4 stroke		
Freeride Dual Sport 4 stroke		
Cross Country E1 4 stroke		
Cross Country E2 4 stroke		
Cross Country E3 4 stroke		
Supermoto Competition		
1050 Adventure		
1090 Adventure		
1090 Adventure R		
1190 Adventure		
1190 Adventure R		
250 Duke		
390 Duke		
690 Duke 2016		
690 Duke 2017		
690 Duke R 2016		
690 Duke R 2017		
RC 250		
RC 390		
Super Bike Big		
Service	<input type="checkbox"/>	Repair <input checked="" type="checkbox"/>
optional	<input type="checkbox"/>	

61329015108 Piston assembly ring					
 <p>61329015108</p>	Description/example of use Tool for installing the piston in the cylinder Technical data Height: 48 mm (1.89 in) Diameter: 108 mm (4.25 in) used with model 1290 Super Adventure 1290 Super Adventure T 1290 Super Adventure S 1290 Super Adventure R Naked Big Touring				
	Service	<input type="checkbox"/>	Repair	<input checked="" type="checkbox"/>	optional
75029015102 Piston assembly ring					
 <p>75029015102</p>	Description/example of use Tool for installing the piston in the cylinder Technical data Height: 45 mm (1.77 in) Diameter: 102 mm (4.02 in) used with model Supermoto / Dual Sport Dual Sport Enduro 690 Duke 2014 690 Duke 2015 690 Duke R 2014 690 Duke R 2015				
	Service	<input type="checkbox"/>	Repair	<input checked="" type="checkbox"/>	optional
75029035000 Insertion for piston ring lock					
 <p>75029035000</p>	Description/example of use Tool for installing the piston ring lock in the piston used with model Supermoto / Dual Sport Travel Naked Mid Naked Big Super Bike Big Touring				
	Service	<input type="checkbox"/>	Repair	<input checked="" type="checkbox"/>	optional
77229030000 Insertion for piston ring lock					
 <p>77229030000</p>	Description/example of use Tool for installing the piston ring lock in the piston used with model 350 SX-F 250 SX-F 2014 350 EXC-F 350 EXC-F Six Days 350 EXC-F Factory Edition Freeride 350 250 XC-F 2014				
	Service	<input type="checkbox"/>	Repair	<input checked="" type="checkbox"/>	optional


77229030000 Insertion for piston ring lock			
	350 XC-F 350 XCF-W 350 XCF-W Six Days		
	Service <input type="checkbox"/>	Repair <input checked="" type="checkbox"/>	optional <input type="checkbox"/>

77329030100 Insertion for piston ring lock			
 <p>77329030100</p>	Description/example of use Tool for installing the piston ring lock in the piston		
	used with model 450 SX-F 450 EXC 450 EXC Six Days 450 EXC Factory Edition Enduro E3 4 stroke 450 XC-F 450 XC-W Cross Country E3 4 stroke Supermoto Competition 250 Duke 390 Duke RC 250 RC 390		
	Service <input type="checkbox"/>	Repair <input checked="" type="checkbox"/>	optional <input type="checkbox"/>

77729030100 Insertion for piston ring lock			
 <p>77729030100</p>	Description/example of use Tool for installing the piston ring lock in the piston		
	used with model 250 SX-F 2015 250 SX-F 2016 250 SX-F 2017 250 SX-F 2018 250 EXC-F 2015 250 EXC-F 2016 250 EXC-F 2017 250 EXC-F 2018 250 EXC-F Six Days 2015 250 EXC-F Six Days 2016 250 EXC-F Six Days 2017 250 EXC-F Six Days 2018 250 EXC-F Factory Edition Freeride 250 F 250 XC-F 2015 250 XC-F 2016 250 XC-F 2017 250 XC-F 2018 250 XCF-W 2015 250 XCF-W 2016		
	Service <input type="checkbox"/>	Repair <input checked="" type="checkbox"/>	optional <input type="checkbox"/>

90129030000 Insertion for piston ring lock		
 <p>90129030000</p>	<p>Description/example of use Tool for installing the piston ring lock in the piston</p> <p>used with model 125 Duke 200 Duke RC 125 RC 200</p>	
Service <input type="checkbox"/>	Repair <input checked="" type="checkbox"/>	optional <input type="checkbox"/>

17.1 Wall tool organizer overview



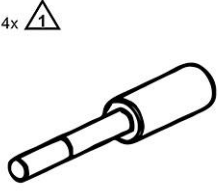

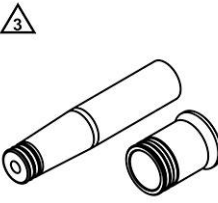

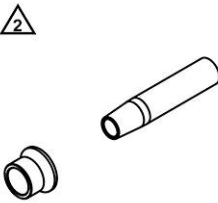

1	Mounting tool for lock ring (61229032000) (📖 p. 117)
2	Mounting tool for lock ring (75029005000) (📖 p. 117)
3	Assembly screws (75029033000) (📖 p. 118)
4	Mounting tool for lock ring (76629032000) (📖 p. 118)
5	Mounting tool for lock ring (79029005000) (📖 p. 118)

61229032000 Mounting tool for lock ring

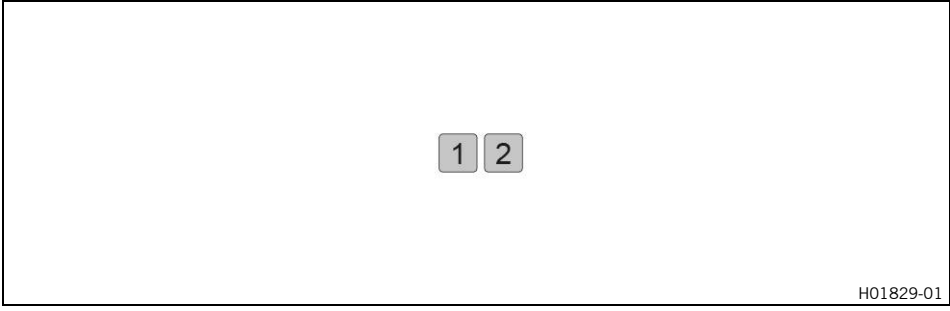
<p>61229032000</p>	Description/example of use Tool for mounting lock rings on the countershaft		
	used with model 1050 Adventure 1090 Adventure 1090 Adventure R 1290 Super Adventure 1290 Super Adventure T 1290 Super Adventure S 1290 Super Adventure R		
Service	<input type="checkbox"/>	Repair	<input checked="" type="checkbox"/>
		optional	<input type="checkbox"/>

75029005000 Mounting tool for lock ring

<p>75029005000</p>	Description/example of use Tool for mounting lock rings on the drive and countershaft		
	used with model 250 SX-F Factory Edition US 2015 250 SX-F 2016 250 SX-F 2017 250 SX-F 2018 250 XC-F 2016 250 XC-F 2017 250 XC-F 2018 Supermoto / Dual Sport Dual Sport Enduro 690 Duke 2014 690 Duke 2015 690 Duke R 2014 690 Duke R 2015		
Service	<input type="checkbox"/>	Repair	<input checked="" type="checkbox"/>
		optional	<input type="checkbox"/>

75029033000 Assembly screws			
 <p>4x </p> <p>75029033000</p>	<p>Description/example of use</p> <p>4 screws for tensioning the slipper clutch</p>		
	<p>used with model</p> <p>Supermoto / Dual Sport</p> <p>Dual Sport Enduro</p> <p>Naked Mid</p>		
Service	<input type="checkbox"/>	Repair	<input checked="" type="checkbox"/>
optional	<input type="checkbox"/>		
76629032000 Mounting tool for lock ring			
 <p></p> <p>76629032000</p>	<p>Description/example of use</p> <p>Tool for mounting lock rings on the countershaft and main shaft</p>		
	<p>used with model</p> <p>690 Duke 2016</p> <p>690 Duke 2017</p> <p>690 Duke R 2016</p> <p>690 Duke R 2017</p>		
Service	<input type="checkbox"/>	Repair	<input checked="" type="checkbox"/>
optional	<input type="checkbox"/>		
79029005000 Mounting tool for lock ring			
 <p></p> <p>79029005000</p>	<p>Description/example of use</p> <p>Tool for mounting lock ring on the main shaft</p>		
	<p>used with model</p> <p>250 SX-F Factory Edition US 2015</p> <p>250 SX-F 2016</p> <p>250 SX-F 2017</p> <p>250 SX-F 2018</p> <p>250 XC-F 2016</p> <p>250 XC-F 2017</p> <p>250 XC-F 2018</p>		
Service	<input type="checkbox"/>	Repair	<input checked="" type="checkbox"/>
optional	<input type="checkbox"/>		

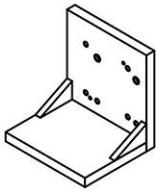
18.1 Overview




H01829-01

1 Clamping plate (75029050000) (🔗 p. 119)

75029050000 Clamping plate

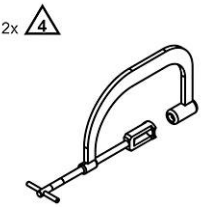

 <p>75029050000</p>	Description/example of use		
	Plate for mounting the cylinder head		
used with model			
450 SX-F			
450 EXC			
450 EXC Six Days			
450 EXC Factory Edition			
Enduro E3 4 stroke			
450 XC-F			
450 XC-W			
Cross Country E3 4 stroke			
Supermoto Competition			
Supermoto / Dual Sport			
Dual Sport Enduro			
Naked Mid			
Service	<input type="checkbox"/>	Repair	<input checked="" type="checkbox"/>
optional	<input type="checkbox"/>		

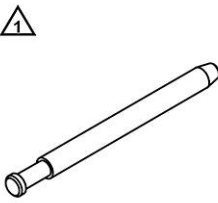

18.2 Wall tool organizer overview

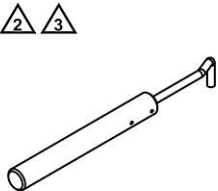




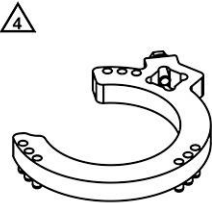
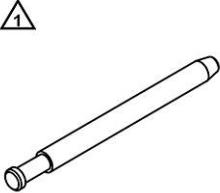
H02160-01

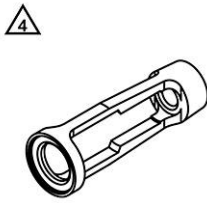
- 1 Valve spring mounter (59029019000) (🔗 p. 120)
- 2 Limit plug gauge (59029026006) (🔗 p. 120)
- 3 Release device for timing chain tensioner (61229021000) (🔗 p. 120)
- 4 Spread transmission fixture (61329035000) (🔗 p. 121)
- 5 Limit plug gauge (77029026000) (🔗 p. 121)
- 6 Insert for valve spring lever (77029041200) (🔗 p. 122)
- 7 Limit plug gauge (77229026000) (🔗 p. 122)
- 8 Insert for timing chain tensioner (77229035000) (🔗 p. 123)
- 9 Adjustment bush bridge (77229050044) (🔗 p. 123)
- 10 Insert for valve spring lever (77229060000) (🔗 p. 123)
- 11 Release device for timing chain tensioner (77329051000) (🔗 p. 124)
- 12 Insert for valve spring lever (78029060000) (🔗 p. 124)
- 13 Marking mandrel (78129032000) (🔗 p. 125)
- 14 Insert for valve spring lever (79029060000) (🔗 p. 125)
- 15 Limit plug gauge (90129026000) (🔗 p. 125)
- 16 Insert for valve spring lever (90129060000) (🔗 p. 126)

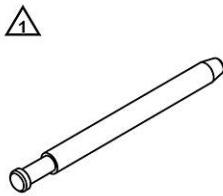
59029019000 Valve spring mounter		
 <p>2x </p> <p>59029019000</p>	<p>Description/example of use Tool for installing and removing valves and valve springs</p> <p>used with model</p> <p>MX1 4 stroke MX2 4 stroke Enduro E1 4 stroke Enduro E2 4 stroke Enduro E3 4 stroke Freeride Dual Sport 4 stroke Cross Country E1 4 stroke Cross Country E2 4 stroke Cross Country E3 4 stroke Supermoto Competition Supermoto / Dual Sport Travel Naked Bike Sport Bike Touring</p>	<p>matching tools / articles are</p> <p>77029041200 77229060000 78029060000 79029060000 90129060000</p>
	<p>Service <input type="checkbox"/></p>	<p>Repair <input checked="" type="checkbox"/></p>
		<p>optional <input type="checkbox"/></p>

59029026006 Limit plug gauge		
 <p></p> <p>59029026006</p>	<p>Description/example of use Tool for checking valve guides</p> <p>Technical data Diameter: 6.05 mm (0.2382 in)</p> <p>used with model</p> <p>450 SX-F 450 EXC 450 EXC Six Days 450 EXC Factory Edition Enduro E3 4 stroke 450 XC-F 450 XC-W Cross Country E3 4 stroke Supermoto Competition Supermoto / Dual Sport Travel Naked Mid Naked Big Super Bike Big Touring</p>	
	<p>Service <input type="checkbox"/></p>	<p>Repair <input checked="" type="checkbox"/></p>
		<p>optional <input type="checkbox"/></p>


61229021000 Release device for timing chain tensioner		
 <p> </p> <p>61229021000</p>	<p>Description/example of use Tool for installing timing chain tensioner</p> <p>used with model</p> <p>350 SX-F MX2 4 stroke Enduro E1 4 stroke 350 EXC-F</p>	

61229021000 Release device for timing chain tensioner			
	350 EXC-F Six Days 350 EXC-F Factory Edition Freeride 250 F Cross Country E1 4 stroke 350 XC-F 350 XCF-W 350 XCF-W Six Days Travel Enduro Naked Big Super Bike Big Touring		
	Service	<input checked="" type="checkbox"/>	Repair optional <input type="checkbox"/>
61329035000 Spread transmission fixture			
 <p>61329035000</p>	Description/example of use Tool for tensioning the spread transmission used with model 1290 Super Adventure 1290 Super Adventure T 1290 Super Adventure S 1290 Super Adventure R		
	Service	<input type="checkbox"/>	Repair <input checked="" type="checkbox"/> optional <input type="checkbox"/>
77029026000 Limit plug gauge			
 <p>77029026000</p>	Description/example of use Tool for checking valve guides Technical data Diameter: 5.05 mm (0.1988 in) used with model 450 EXC 2014 450 EXC 2015 450 EXC 2016 450 EXC Six Days 2014 450 EXC Six Days 2015 450 EXC Six Days 2016 450 EXC Factory Edition 500 EXC 2014 500 EXC 2015 500 EXC 2016 500 EXC Six Days 2014 500 EXC Six Days 2015 500 EXC Six Days 2016 450 XC-W Cross Country E3 4 stroke Supermoto Competition 250 Duke 390 Duke RC 250 RC 390		
	Service	<input type="checkbox"/>	Repair <input checked="" type="checkbox"/> optional <input type="checkbox"/>

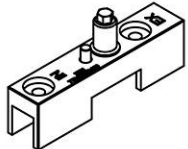
77029041200 Insert for valve spring lever		
 <p>77029041200</p>	<p>Description/example of use</p> <p>Tool for installing and removing valves and valve springs</p> <p>for use with 59029019000</p> <p>used with model</p> <p>450 SX-F 250 SX-F Factory Edition US 2015 250 SX-F 2016 250 SX-F 2017 250 SX-F 2018 450 EXC 450 EXC Six Days 450 EXC Factory Edition Enduro E3 4 stroke Freeride 250 F 250 XC-F 2016 250 XC-F 2017 250 XC-F 2018 450 XC-F 450 XC-W Cross Country E3 4 stroke Supermoto Competition 250 Duke 390 Duke RC 250 RC 390</p>	
	Service <input type="checkbox"/>	Repair <input checked="" type="checkbox"/>

77229026000 Limit plug gauge		
 <p>77229026000</p>	<p>Description/example of use</p> <p>Tool for checking valve guides</p> <p>Technical data</p> <p>Diameter: 5.55 mm (0.2185 in)</p> <p>used with model</p> <p>350 SX-F MX2 4 stroke Enduro E1 4 stroke 350 EXC-F 350 EXC-F Six Days 350 EXC-F Factory Edition Freeride Dual Sport 4 stroke Cross Country E1 4 stroke 350 XC-F 350 XCF-W 350 XCF-W Six Days</p>	
	Service <input type="checkbox"/>	Repair <input checked="" type="checkbox"/>


77229035000 Insert for timing chain tensioner



 <p>77229035000</p>	<p>Description/example of use Tool for tensioning timing chain</p> <p>used with model</p> <ul style="list-style-type: none"> 350 SX-F 2014 350 SX-F 2015 350 EXC-F 2014 350 EXC-F 2015 350 EXC-F 2016 350 EXC-F Six Days 2014 350 EXC-F Six Days 2015 350 EXC-F Six Days 2016 350 EXC-F Factory Edition Freeride 350 350 XC-F 2014 350 XC-F 2015 350 XCF-W 350 XCF-W Six Days <table border="1" style="width: 100%; border-collapse: collapse;"> <tr> <td style="width: 33%;">Service</td> <td style="width: 33%; text-align: center;"><input checked="" type="checkbox"/></td> <td style="width: 33%;">Repair</td> <td style="width: 33%; text-align: center;"><input type="checkbox"/></td> <td style="width: 33%;">optional</td> <td style="width: 33%; text-align: center;"><input type="checkbox"/></td> </tr> </table>	Service	<input checked="" type="checkbox"/>	Repair	<input type="checkbox"/>	optional	<input type="checkbox"/>
Service	<input checked="" type="checkbox"/>	Repair	<input type="checkbox"/>	optional	<input type="checkbox"/>		

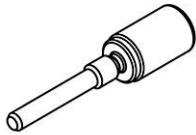
77229050044 Adjustment bush bridge


 <p>77229050044</p>	<p>Description/example of use Tool for working on camshaft (changing camshaft bearing, checking and adjusting valve timing)</p> <p>used with model</p> <ul style="list-style-type: none"> 350 SX-F 2014 350 SX-F 2015 350 EXC-F 2014 350 EXC-F 2015 350 EXC-F 2016 350 EXC-F Six Days 2014 350 EXC-F Six Days 2015 350 EXC-F Six Days 2016 350 EXC-F Factory Edition Freeride 350 350 XC-F 2014 350 XC-F 2015 350 XCF-W 350 XCF-W Six Days <table border="1" style="width: 100%; border-collapse: collapse;"> <tr> <td style="width: 33%;">Service</td> <td style="width: 33%; text-align: center;"><input checked="" type="checkbox"/></td> <td style="width: 33%;">Repair</td> <td style="width: 33%; text-align: center;"><input type="checkbox"/></td> <td style="width: 33%;">optional</td> <td style="width: 33%; text-align: center;"><input type="checkbox"/></td> </tr> </table>	Service	<input checked="" type="checkbox"/>	Repair	<input type="checkbox"/>	optional	<input type="checkbox"/>
Service	<input checked="" type="checkbox"/>	Repair	<input type="checkbox"/>	optional	<input type="checkbox"/>		


77229060000 Insert for valve spring lever

 <p>77229060000</p>	<p>Description/example of use Tool for installing and removing valves and valve springs</p> <p style="text-align: right;">for use with 59029019000</p> <p>used with model</p> <ul style="list-style-type: none"> 350 SX-F 2014 350 SX-F 2015 250 SX-F 2014 250 SX-F EU 2015 250 SX-F US 2015 250 EXC-F 2014
--	---

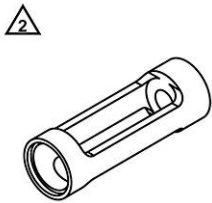
77229060000 Insert for valve spring lever			
	250 EXC-F 2015 250 EXC-F 2016 250 EXC-F Six Days 2014 250 EXC-F Six Days 2015 250 EXC-F Six Days 2016 250 EXC-F Factory Edition 350 EXC-F 2014 350 EXC-F 2015 350 EXC-F 2016 350 EXC-F Six Days 2014 350 EXC-F Six Days 2015 350 EXC-F Six Days 2016 350 EXC-F Factory Edition Freeride 350 250 XC-F 2014 250 XC-F 2015 250 XCF-W 350 XC-F 2014 350 XC-F 2015 350 XCF-W 350 XCF-W Six Days		
	Service <input type="checkbox"/>	Repair <input checked="" type="checkbox"/>	optional <input type="checkbox"/>
77329051000 Release device for timing chain tensioner			
 <p>77329051000</p>	Description/example of use Tool for installing timing chain tensioner used with model Freeride 350 Supermoto / Dual Sport Dual Sport Enduro Naked Mid		
	Service <input checked="" type="checkbox"/>	Repair <input type="checkbox"/>	optional <input type="checkbox"/>
78029060000 Insert for valve spring lever			
 <p>78029060000</p>	Description/example of use Tool for installing and removing valves and valve springs for use with 59029019000 used with model Supermoto / Dual Sport Travel 690 Duke 2014 690 Duke 2015 690 Duke R 2014 690 Duke R 2015 Naked Big Super Bike Big Touring		
	Service <input type="checkbox"/>	Repair <input checked="" type="checkbox"/>	optional <input type="checkbox"/>

78129032000 Marking mandrel		
 <p>78129032000</p>	Description/example of use Tool for positioning the balancer shaft (installing clutch cover)	
	used with model 450 SX-F 450 EXC 450 EXC Six Days 450 EXC Factory Edition Enduro E3 4 stroke 450 XC-F 450 XC-W Cross Country E3 4 stroke Supermoto Competition	
	Service <input checked="" type="checkbox"/>	Repair <input type="checkbox"/> optional <input type="checkbox"/>


79029060000 Insert for valve spring lever		
 <p>79029060000</p>	Description/example of use Tool for installing and removing valves and valve springs	
	for use with 59029019000 used with model 350 SX-F 2016 350 SX-F 2017 350 SX-F 2018 250 SX-F Factory Edition US 2015 250 SX-F 2016 250 SX-F 2017 250 SX-F 2018 250 EXC-F 2017 250 EXC-F 2018 250 EXC-F Six Days 2017 250 EXC-F Six Days 2018 250 XC-F 2016 250 XC-F 2017 250 XC-F 2018 350 XC-F 2016 350 XC-F 2017 350 XC-F 2018 690 Duke 2016 690 Duke 2017 690 Duke R 2016 690 Duke R 2017	
	Service <input type="checkbox"/>	Repair <input checked="" type="checkbox"/> optional <input type="checkbox"/>

90129026000 Limit plug gauge		
 <p>90129026000</p>	Description/example of use Tool for checking valve guides	
	Technical data Diameter: 4.55 mm (0.1791 in) used with model 125 Duke	

90129026000 Limit plug gauge			
	200 Duke RC 125 RC 200		
Service	<input type="checkbox"/>	Repair	<input checked="" type="checkbox"/>
		optional	<input type="checkbox"/>

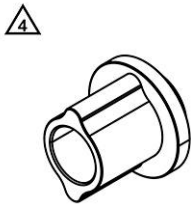
90129060000 Insert for valve spring lever			
 <p>90129060000</p>	Description/example of use Tool for installing and removing valves and valve springs for use with 59029019000		
	used with model 125 Duke 200 Duke RC 125 RC 200		
Service	<input type="checkbox"/>	Repair	<input checked="" type="checkbox"/>
		optional	<input type="checkbox"/>

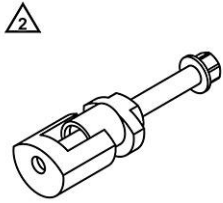
19.1 Wall tool organizer overview





H02597-01

1	Pressing tool (47229005000) (🔍 p. 128)
2	Pressing tool (50329000044) (🔍 p. 128)
3	Pressing tool (50429005000) (🔍 p. 129)
4	Pressing tool (54629027000) (🔍 p. 130)
5	Tool bracket (58429089000) (🔍 p. 130)
6	Pressing tool (58429091000) (🔍 p. 130)
7	Pressing tool (58429092000) (🔍 p. 131)
8	Pressing tool (60029031000) (🔍 p. 131)
9	Pressing tool (60029043040) (🔍 p. 132)
10	Pressing tool (60029046128) (🔍 p. 132)
11	Pressing tool (61229008100) (🔍 p. 132)
12	Pressing tool (61229013000) (🔍 p. 132)
13	Pressing tool (61229016000) (🔍 p. 133)
14	Pressing tool (61229018000) (🔍 p. 133)
15	Pressing tool (61229044000) (🔍 p. 133)
16	Pressing tool (61229045000) (🔍 p. 133)
17	Pressing tool (61329004100) (🔍 p. 133)
18	Pressing tool (61329004200) (🔍 p. 134)
19	Pressing tool (75029044010) (🔍 p. 134)
20	Pressing tool (75029044020) (🔍 p. 135)
21	Pressing tool (75029051000) (🔍 p. 135)
22	Pressing tool (76629044011) (🔍 p. 135)
23	Pressing tool (76629044020) (🔍 p. 136)
24	Pressing tool (76629044030) (🔍 p. 136)
25	Pressing tool (77829083044) (🔍 p. 136)
26	Pressing tool (79429006000) (🔍 p. 136)
27	Pressing tool (79629000044) (🔍 p. 137)
28	Pressing tool (90129020000) (🔍 p. 137)
29	Pressing tool (90129043000) (🔍 p. 138)
30	Pressing tool (90129056000) (🔍 p. 138)




47229005000 Pressing tool			
 <p>47229005000</p>	Description/example of use Tool for pressing components in and out (shaft seal ring of crankshaft)		
	used with model 85 SX 19/16 2017 85 SX 19/16 2018		
Service	<input type="checkbox"/>	Repair	<input checked="" type="checkbox"/>
		optional	<input type="checkbox"/>

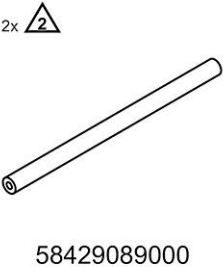

50329000044 Pressing tool			
 <p>50329000044</p>	Description/example of use Tool for pressing components in and out (heim joint)		
	used with model Enduro E1 2 stroke 250 EXC-F 2014 250 EXC-F 2015 250 EXC-F 2016 250 EXC-F Six Days 2014 250 EXC-F Six Days 2015 250 EXC-F Six Days 2016 250 EXC-F Factory Edition 200 EXC 250 EXC 2014 250 EXC 2015 250 EXC 2016 250 EXC Six Days 2014 250 EXC Six Days 2015 250 EXC Six Days 2016 250 EXC Factory Edition 350 EXC-F 2014 350 EXC-F 2015 350 EXC-F 2016 350 EXC-F Six Days 2014 350 EXC-F Six Days 2015 350 EXC-F Six Days 2016 350 EXC-F Factory Edition 450 EXC 2014 450 EXC 2015 450 EXC 2016 450 EXC Six Days 2014 450 EXC Six Days 2015 450 EXC Six Days 2016 450 EXC Factory Edition 300 EXC 2014 300 EXC 2015 300 EXC 2016 300 EXC Six Days 2014 300 EXC Six Days 2015 300 EXC Six Days 2016 300 EXC Factory Edition 500 EXC 2014 500 EXC 2015		

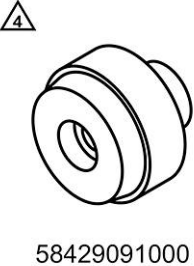

5032900044 Pressing tool		
	500 EXC 2016	
	500 EXC Six Days 2014	
	500 EXC Six Days 2015	
	500 EXC Six Days 2016	
	250 XCF-W	
	200 XC-W	
	250 XC-W 2014	
	250 XC-W 2015	
	250 XC-W 2016	
	350 XCF-W	
	350 XCF-W Six Days	
	450 XC-W	
	300 XC-W 2014	
	300 XC-W 2015	
	300 XC-W 2016	
	300 XC-W Six Days 2014	
	300 XC-W Six Days 2015	
	300 XC-W Six Days 2016	
	Cross Country E3 4 stroke	
	Service	<input type="checkbox"/>
		<input checked="" type="checkbox"/>
		optional
		<input type="checkbox"/>

50429005000 Pressing tool	
  <p>50429005000</p>	<p>Description/example of use</p> <p>Tool for pressing components in and out (shaft seal ring of crankshaft)</p> <p>used with model</p> <p>150 SX 2016</p> <p>150 SX 2017</p> <p>150 SX 2018</p> <p>250 SX 2017</p> <p>250 SX 2018</p> <p>125 SX 2016</p> <p>125 SX 2017</p> <p>125 SX 2018</p> <p>250 EXC 2017</p> <p>250 EXC 2018</p> <p>250 EXC Six Days 2017</p> <p>250 EXC Six Days 2018</p> <p>300 EXC 2017</p> <p>300 EXC 2018</p> <p>300 EXC Six Days 2017</p> <p>300 EXC Six Days 2018</p> <p>125 XC-W</p> <p>150 XC-W</p> <p>250 XC-W 2017</p> <p>250 XC-W 2018</p> <p>250 XC 2017</p> <p>250 XC 2018</p> <p>300 XC 2017</p> <p>300 XC 2018</p> <p>300 XC-W 2017</p>


50429005000 Pressing tool			
	300 XC-W 2018		
	300 XC-W Six Days 2017		
	300 XC-W Six Days 2018		
Service	<input type="checkbox"/>	Repair	<input checked="" type="checkbox"/>
		optional	<input type="checkbox"/>

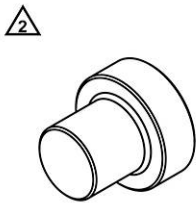
54629027000 Pressing tool			
 <p>2x  </p> <p>54629027000</p>	Description/example of use Tool for pressing in components (clutch rivets on clutch basket)		
	used with model 150 SX 2014 150 SX 2015 125 SX 2014 125 SX 2015 Enduro E1 2 stroke 200 EXC 150 XC 200 XC-W		
Service	<input type="checkbox"/>	Repair	<input checked="" type="checkbox"/>
		optional	<input type="checkbox"/>

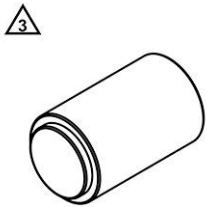
58429089000 Tool bracket			
 <p>2x </p> <p>58429089000</p>	Description/example of use Tool for pressing components in and out (bearing rings when changing steering head bearing)		
	used with model MX Enduro E1 Enduro E2 Enduro E3 Freeride Dual Sport Freeride E-XC 2018 Cross Country 1050 Adventure 1190 Adventure 1190 Adventure R 1290 Super Adventure 1290 Super Adventure T Naked Mid Naked Big Touring		
		for use with	
		58429091000	
		58429092000	
Service	<input type="checkbox"/>	Repair	<input checked="" type="checkbox"/>
		optional	<input type="checkbox"/>

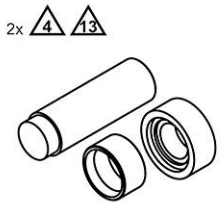
58429091000 Pressing tool			
 <p></p> <p>58429091000</p>	Description/example of use Tool for pressing components in (bearing rings when changing steering head bearing)		
	used with model MX Enduro E1 Enduro E2 Enduro E3		
		matching tools / articles are	
		58429089000	

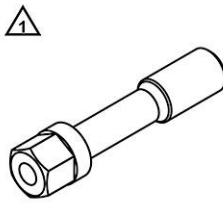
58429091000 Pressing tool			
	Freeride Dual Sport Freeride E-XC 2018 Cross Country 1050 Adventure 1190 Adventure 1190 Adventure R 1290 Super Adventure 1290 Super Adventure T Naked Mid Naked Big Touring		
	Service	<input type="checkbox"/>	Repair
			optional <input type="checkbox"/>

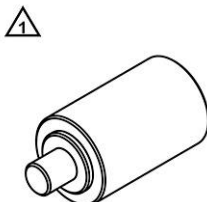
58429092000 Pressing tool			
 <p>58429092000</p>	Description/example of use Tool for pressing components out (bearing rings when changing steering head bearing)		
	used with model MX Enduro E1 Enduro E2 Enduro E3 Freeride Dual Sport Freeride E-XC 2018 Cross Country 1050 Adventure 1190 Adventure 1190 Adventure R 1290 Super Adventure 1290 Super Adventure T Naked Mid Naked Big Touring	matching tools / articles are 58429089000	
	Service	<input type="checkbox"/>	Repair
			optional <input type="checkbox"/>


60029031000 Pressing tool			
 <p>60029031000</p>	Description/example of use Tool for pressing components in and out (changing steering head bearing)		
	used with model 1290 Super Duke R 2014 1290 Super Duke R 2015 1290 Super Duke R 2016 1290 Super Duke R Special Edition		
	Service	<input type="checkbox"/>	Repair
			optional <input type="checkbox"/>


60029043040 Pressing tool		
 <p>60029043040</p>	<p>Description/example of use</p> <p>Tool for pressing components in (water pump shaft seal ring)</p>	
	<p>used with model</p> <p>450 SX-F Factory Edition US 2015 450 SX-F 2016 450 SX-F 2017 450 SX-F 2018 450 EXC 2017 450 EXC 2018 450 EXC Six Days 2017 450 EXC Six Days 2018 500 EXC 2017 500 EXC 2018 500 EXC Six Days 2017 500 EXC Six Days 2018 450 XC-F 2016 450 XC-F 2017 450 XC-F 2018</p>	
	Service <input type="checkbox"/>	Repair <input checked="" type="checkbox"/> optional <input type="checkbox"/>

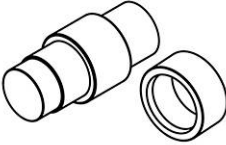
60029046128 Pressing tool		
 <p>60029046128</p>	<p>Description/example of use</p> <p>Tool for pressing components in (crankshaft support bearing)</p>	
	<p>used with model</p> <p>Travel Enduro Naked Big Super Bike Big Touring</p>	
	Service <input type="checkbox"/>	Repair <input checked="" type="checkbox"/> optional <input type="checkbox"/>


61229008100 Pressing tool		
 <p>61229008100</p>	<p>Description/example of use</p> <p>Tool for pressing out components (removing rotor)</p>	
	<p>used with model</p> <p>Travel Enduro Naked Big 1190 RC8 R 2015 Touring</p>	
	Service <input type="checkbox"/>	Repair <input checked="" type="checkbox"/> optional <input type="checkbox"/>

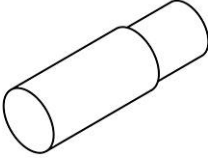
61229013000 Pressing tool		
 <p>61229013000</p>	<p>Description/example of use</p> <p>Tool for pressing components in (push rod shaft seal ring)</p>	
	<p>used with model</p> <p>Travel Enduro Naked Big 1190 RC8 R 2015 Touring</p>	
	Service <input type="checkbox"/>	Repair <input checked="" type="checkbox"/> optional <input type="checkbox"/>


61229016000 Pressing tool		
 <p>61229016000</p>	<p>Description/example of use Tool for pressing in components (drive wheel of the balancer shaft)</p> <p>used with model Travel Enduro Naked Big Super Bike Big Touring</p>	
	Service <input type="checkbox"/>	Repair <input checked="" type="checkbox"/>

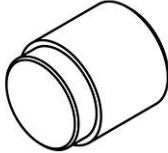
61229018000 Pressing tool		
 <p>61229018000</p>	<p>Description/example of use Tool for pressing out components (drive wheel of the balancer shaft)</p> <p>used with model Travel Enduro Naked Big Super Bike Big Touring</p>	
	Service <input type="checkbox"/>	Repair <input checked="" type="checkbox"/>

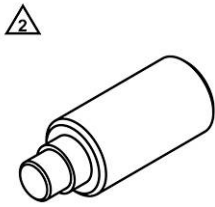
61229044000 Pressing tool		
 <p>61229044000</p>	<p>Description/example of use Tool for pressing bearing shells in and out (main bearing)</p> <p>used with model Travel Enduro Naked Big Super Bike Big Touring</p>	
	Service <input type="checkbox"/>	Repair <input checked="" type="checkbox"/>

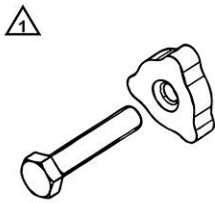
61229045000 Pressing tool		
 <p>61229045000</p>	<p>Description/example of use Tool for pressing components in and out (main bearing)</p> <p>used with model Travel Enduro Naked Big Super Bike Big Touring</p>	
	Service <input type="checkbox"/>	Repair <input checked="" type="checkbox"/>

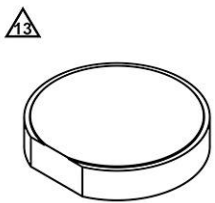
61329004100 Pressing tool		
 <p>61329004100</p>	<p>Description/example of use Tool for pressing components in and out (swingarm bearing)</p> <p>used with model Travel Enduro Naked Big Touring</p>	
	Service <input type="checkbox"/>	Repair <input checked="" type="checkbox"/>

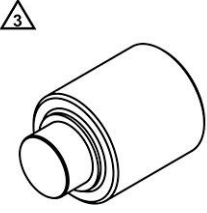
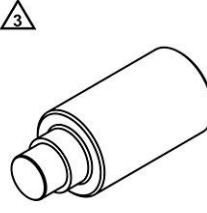
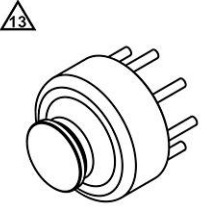
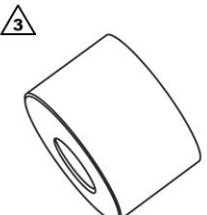
61329004200 Pressing tool			
 <p>61329004200</p>	Description/example of use Tool for pressing components out (swingarm bearing)		
	used with model Travel Enduro Naked Big Touring		
Service	<input type="checkbox"/>	Repair	<input checked="" type="checkbox"/>
optional	<input type="checkbox"/>		

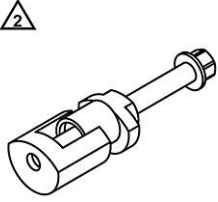
75029044010 Pressing tool			
 <p>75029044010</p>	Description/example of use Tool for pressing components in (large camshaft bearing)		
	used with model 250 SX 2017 250 SX 2018 450 SX-F 250 EXC 2017 250 EXC 2018 250 EXC Six Days 2017 250 EXC Six Days 2018 450 EXC 450 EXC Six Days 450 EXC Factory Edition 300 EXC 2017 300 EXC 2018 300 EXC Six Days 2017 300 EXC Six Days 2018 Enduro E3 4 stroke 250 XC-W 2017 250 XC-W 2018 250 XC 2017 250 XC 2018 450 XC-F 450 XC-W 300 XC 2017 300 XC 2018 300 XC-W 2017 300 XC-W 2018 300 XC-W Six Days 2017 300 XC-W Six Days 2018 Cross Country E3 4 stroke Supermoto Competition Supermoto / Dual Sport Dual Sport Enduro 690 Duke 2014 690 Duke 2015 690 Duke R 2014 690 Duke R 2015		
Service	<input type="checkbox"/>	Repair	<input checked="" type="checkbox"/>
optional	<input type="checkbox"/>		

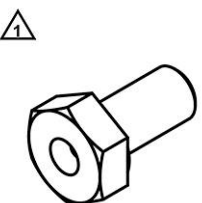
75029044020 Pressing tool		
 <p>75029044020</p>	<p>Description/example of use Tool for pressing components in (small camshaft bearing)</p> <p>used with model</p> <ul style="list-style-type: none"> 450 SX-F 450 EXC 450 EXC Six Days 450 EXC Factory Edition Enduro E3 4 stroke 450 XC-F 450 XC-W Cross Country E3 4 stroke Supermoto Competition Supermoto / Dual Sport Dual Sport Enduro 690 Duke 2014 690 Duke 2015 690 Duke R 2014 690 Duke R 2015 	
	Service <input type="checkbox"/>	Repair <input checked="" type="checkbox"/> optional <input type="checkbox"/>

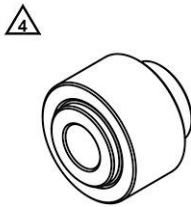
75029051000 Pressing tool		
 <p>75029051000</p>	<p>Description/example of use Tool for pressing components out (large camshaft bearing)</p> <p>used with model</p> <ul style="list-style-type: none"> 450 SX-F 450 EXC 450 EXC Six Days 450 EXC Factory Edition Enduro E3 4 stroke 450 XC-F 450 XC-W Cross Country E3 4 stroke Supermoto Competition Supermoto / Dual Sport Dual Sport Enduro 690 Duke 2014 690 Duke 2015 690 Duke R 2014 690 Duke R 2015 	
	Service <input type="checkbox"/>	Repair <input checked="" type="checkbox"/> optional <input type="checkbox"/>

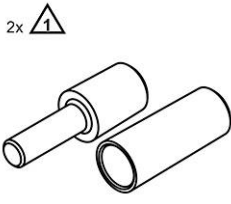
76629044011 Pressing tool		
 <p>76629044011</p>	<p>Description/example of use Tool for pressing components in (balancer shaft bearing, camshaft bearing)</p> <p>used with model</p> <ul style="list-style-type: none"> 690 Duke 2016 690 Duke 2017 690 Duke R 2016 690 Duke R 2017 	
	Service <input type="checkbox"/>	Repair <input checked="" type="checkbox"/> optional <input type="checkbox"/>

76629044020 Pressing tool		
 <p>76629044020</p>	<p>Description/example of use Tool for pressing components in (balancer shaft bearing)</p> <p>used with model 690 Duke 2016 690 Duke 2017 690 Duke R 2016 690 Duke R 2017</p> <p>Service <input type="checkbox"/> Repair <input checked="" type="checkbox"/> optional <input type="checkbox"/></p>	
76629044030 Pressing tool		
 <p>76629044030</p>	<p>Description/example of use Tool for pressing components in (camshaft bearing)</p> <p>used with model 690 Duke 2016 690 Duke 2017 690 Duke R 2016 690 Duke R 2017</p> <p>Service <input type="checkbox"/> Repair <input checked="" type="checkbox"/> optional <input type="checkbox"/></p>	
77829083044 Pressing tool		
 <p>77829083044</p>	<p>Description/example of use Tool for pressing components in and out (freewheel)</p> <p>used with model Freeride 350 2014</p> <p>Service <input type="checkbox"/> Repair <input checked="" type="checkbox"/> optional <input type="checkbox"/></p>	
79429006000 Pressing tool		
 <p>79429006000</p>	<p>Description/example of use Tool for pressing components in (water pump shaft bearing)</p> <p>used with model 450 SX-F Factory Edition US 2015 450 SX-F 2016 450 SX-F 2017 450 SX-F 2018 450 EXC 2017 450 EXC 2018 450 EXC Six Days 2017 450 EXC Six Days 2018 500 EXC 2017 500 EXC 2018 500 EXC Six Days 2017 500 EXC Six Days 2018 450 XC-F 2016 450 XC-F 2017 450 XC-F 2018</p> <p>Service <input type="checkbox"/> Repair <input checked="" type="checkbox"/> optional <input type="checkbox"/></p>	

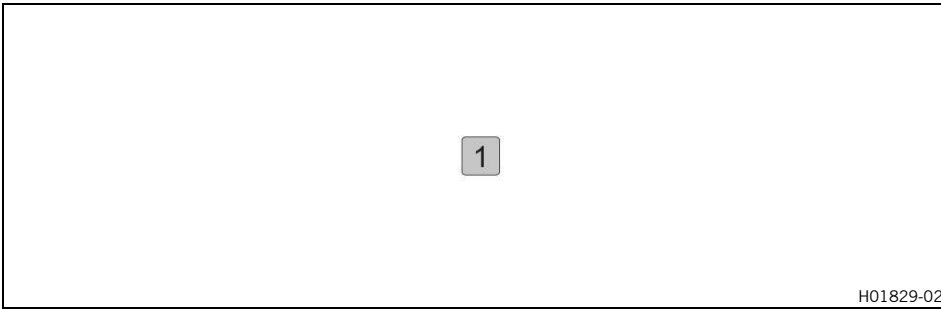
79629000044 Pressing tool		
 <p>79629000044</p>	<p>Description/example of use Tool for pressing components in and out (heim joint)</p> <p>used with model</p> <p>250 EXC-F 2017 250 EXC-F 2018 250 EXC-F Six Days 2017 250 EXC-F Six Days 2018 250 EXC 2017 250 EXC 2018 250 EXC Six Days 2017 250 EXC Six Days 2018 350 EXC-F 2017 350 EXC-F 2018 350 EXC-F Six Days 2017 350 EXC-F Six Days 2018 450 EXC 2017 450 EXC 2018 450 EXC Six Days 2017 450 EXC Six Days 2018 300 EXC 2017 300 EXC 2018 300 EXC Six Days 2017 300 EXC Six Days 2018 500 EXC 2017 500 EXC 2018 500 EXC Six Days 2017 500 EXC Six Days 2018 125 XC-W 150 XC-W 250 XC-W 2017 250 XC-W 2018 300 XC-W 2017 300 XC-W 2018 300 XC-W Six Days 2017 300 XC-W Six Days 2018</p>	
	Service <input type="checkbox"/>	Repair <input checked="" type="checkbox"/> optional <input type="checkbox"/>

90129020000 Pressing tool		
 <p>90129020000</p>	<p>Description/example of use Tool for removing components (rotor, engine case, main bearing)</p> <p>used with model</p> <p>Naked Small Super Bike Small</p>	
	Service <input type="checkbox"/>	Repair <input checked="" type="checkbox"/> optional <input type="checkbox"/>

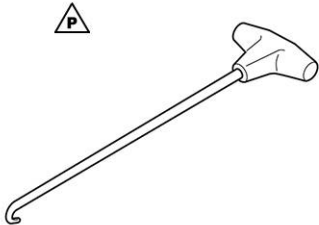
90129043000 Pressing tool			
 <p>90129043000</p>	Description/example of use Tool for pressing components in (shaft seal ring)		
	used with model Naked Small Super Bike Small		
Service	<input type="checkbox"/>	Repair	<input checked="" type="checkbox"/>
		optional	<input type="checkbox"/>

90129056000 Pressing tool			
 <p>90129056000</p>	Description/example of use Tool for pressing components out (balancer shaft bearing)		
	used with model Naked Small Super Bike Small		
Service	<input type="checkbox"/>	Repair	<input checked="" type="checkbox"/>
		optional	<input type="checkbox"/>


20.1 Overview



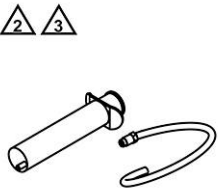
1 Spring hook (50305017000) (🔊 p. 139)

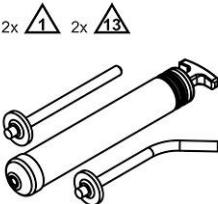
50305017000 Spring hook			
 <p>50305017000</p>	Description/example of use Tool for removing exhaust springs		
	used with model Mini MX Enduro Freeride Dual Sport Cross Country Supermoto Competition		
Service	<input checked="" type="checkbox"/>	Repair	<input type="checkbox"/>
		optional	<input type="checkbox"/>

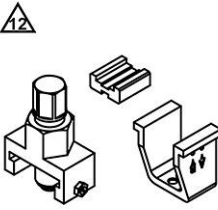
20.2 Wall tool organizer overview

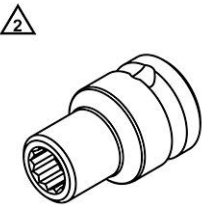


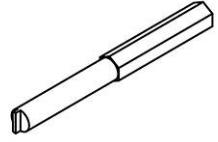
- | | |
|---|--|
| 1 | Syringe (50329050000) (🔊 p. 140) |
| 2 | Oil filler syringe (58429048000) (🔊 p. 140) |
| 3 | Chain rivet tool (60029020000) (🔊 p. 140) |
| 4 | Multi-tooth wrench socket (60029075000) (🔊 p. 140) |
| 5 | Mounting tool (61229035000) (🔊 p. 141) |
| 6 | Centering pin (61229051000) (🔊 p. 141) |

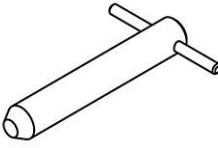
50329050000 Syringe			
 <p>50329050000</p>	Description/example of use Tool for extracting and adding liquids		
	used with model KTM		
Service	<input checked="" type="checkbox"/>	Repair	<input type="checkbox"/>
		optional	<input type="checkbox"/>

58429048000 Oil filler syringe			
 <p>58429048000</p>	Description/example of use Tool for adding gear oil		
	used with model Freeride E-Ride Supermoto E-Ride		
Service	<input checked="" type="checkbox"/>	Repair	<input type="checkbox"/>
		optional	<input type="checkbox"/>


60029020000 Chain rivet tool			
 <p>60029020000</p>	Description/example of use Tool for riveting the chain		
	used with model Travel Enduro 125 Duke 2017 200 Duke 2017 250 Duke 2017 390 Duke 2017 690 Duke 2016 690 Duke 2017 690 Duke R 2016 690 Duke R 2017 Naked Big Super Bike Small Touring		
Service	<input checked="" type="checkbox"/>	Repair	<input type="checkbox"/>
		optional	<input type="checkbox"/>

60029075000 Multi-tooth wrench socket			
 <p>60029075000</p>	Description/example of use Tool for removing and mounting screws (conrod bearing)		
	Technical data Drive: 1/2 in Diameter: 10 mm (0.39 in) used with model Travel Enduro Naked Big Super Bike Big Touring		
Service	<input type="checkbox"/>	Repair	<input checked="" type="checkbox"/>
		optional	<input type="checkbox"/>

61229035000 Mounting tool			
 <p>61229035000</p>	Description/example of use Tool for removing and installing components (oil nozzle)		
	used with model Travel Enduro Naked Big Touring		
Service	<input checked="" type="checkbox"/>	Repair	<input type="checkbox"/>
		optional	<input type="checkbox"/>

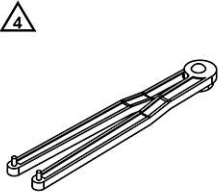
61229051000 Centering pin			
 <p>61229051000</p>	Description/example of use Tool for centering components (swingarm)		
	used with model Super Bike Big		
Service	<input type="checkbox"/>	Repair	<input checked="" type="checkbox"/>
		optional	<input type="checkbox"/>

21.1 Wall tool organizer overview

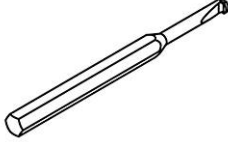


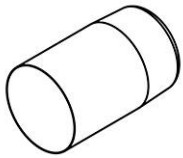
1	Pin wrench (T103) (📖 p. 143)
2	Drift (T120) (📖 p. 145)
3	Protecting sleeve (T1401) (📖 p. 145)
4	Clamping stand (T14015S) (📖 p. 146)
5	Clamping stand (T14016S) (📖 p. 147)
6	Ring wrench (T14017) (📖 p. 148)
7	Filling tool (T14019) (📖 p. 149)
8	Support tool (T14020) (📖 p. 150)
9	Calibrating unit (T14021) (📖 p. 150)
10	Pressing tool (T14022B) (📖 p. 151)
11	Threaded bushing (T14023) (📖 p. 152)
12	Support tool (T14026S) (📖 p. 152)
13	Support tool (T14026S1) (📖 p. 153)
14	Mounting sleeve (T14029) (📖 p. 153)
15	Filling adapter (T14030) (📖 p. 154)
16	Open end wrench (T14032) (📖 p. 155)
17	Tweezers (T14033) (📖 p. 156)
18	Clamping stand (T1403S) (📖 p. 157)
19	Mounting tool (T14040S) (📖 p. 158)
20	Mounting tool (T14047) (📖 p. 158)
21	Clamping stand (T14049S) (📖 p. 160)
22	Pressing tool (T14051) (📖 p. 162)
23	Mounting tool (T14071) (📖 p. 164)
24	Clamping stand (T14072) (📖 p. 164)
25	Protecting sleeve (T14073) (📖 p. 165)
26	Special socket (T14084) (📖 p. 165)
27	Special socket (T14087) (📖 p. 166)
28	Ring wrench (T14091) (📖 p. 166)
29	Mounting sleeve (T14092) (📖 p. 167)
30	Protecting sleeve (T512) (📖 p. 167)
31	Ring wrench (T524) (📖 p. 167)
32	Clamping stand (T526S) (📖 p. 167)
33	Mounting tool (T528S) (📖 p. 168)

34	Clamping stand (T531S) (📖 p. 168)
35	Pin (T605) (📖 p. 168)
36	Clamping stand (T612S) (📖 p. 168)
37	Mounting tool (T724S) (📖 p. 169)
38	Protecting sleeve (T726) (📖 p. 169)
39	Socket (T727S) (📖 p. 169)
40	Socket (T729) (📖 p. 170)

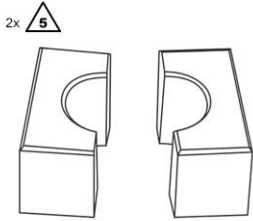
T103 Pin wrench	
 <p>T103</p>	<p>Description/example of use Tool for work on piston rod (spring holder, preload adjuster)</p> <p>Technical data adjustable Diameter: 4 mm (0.16 in)</p> <p>used with model</p> <p>50 SX 50 SX Mini 50 SXS 50 SXS Mini 65 SX 150 SX 2014 150 SX 2015 250 SX 2014 250 SX 2015 250 SX 2016 350 SX-F 2014 350 SX-F 2015 450 SX-F 2014 450 SX-F EU 2015 450 SX-F US 2015 125 SX 2014 125 SX 2015 250 SX-F 2014 250 SX-F EU 2015 250 SX-F US 2015 250 SX-F EU 2016 250 SX-F US 2016 Enduro E1 2 stroke 250 EXC-F 2014 250 EXC-F 2015 250 EXC-F 2016 250 EXC-F Six Days 2014 250 EXC-F Six Days 2015 250 EXC-F Six Days 2016 250 EXC-F Factory Edition Enduro E2 2 stroke 350 EXC-F 2014 350 EXC-F 2015 350 EXC-F 2016 350 EXC-F Six Days 2014 350 EXC-F Six Days 2015 350 EXC-F Six Days 2016 350 EXC-F Factory Edition 450 EXC 2014</p>

T103 Pin wrench		
	450 EXC 2015	
	450 EXC 2016	
	450 EXC Six Days 2014	
	450 EXC Six Days 2015	
	450 EXC Six Days 2016	
	450 EXC Factory Edition	
	Enduro E3 2 stroke	
	500 EXC 2014	
	500 EXC 2015	
	500 EXC 2016	
	500 EXC Six Days 2014	
	500 EXC Six Days 2015	
	500 EXC Six Days 2016	
	150 XC	
	250 XC-F 2014	
	250 XC-F 2015	
	250 XC-F 2016	
	250 XCF-W	
	200 XC-W	
	250 XC 2014	
	250 XC 2015	
	250 XC 2016	
	350 XC-F 2014	
	350 XC-F 2015	
	350 XCF-W	
	350 XCF-W Six Days	
	450 XC-F 2014	
	450 XC-F 2015	
	450 XC-W	
	300 XC 2014	
	300 XC 2015	
	300 XC 2016	
	300 XC-W	
	300 XC-W Six Days	
	Cross Country E3 4 stroke	
	Supermoto Competition	
	Supermoto / Dual Sport	
	1090 Adventure R	
	1190 Adventure R	
	1290 Super Adventure	
	1290 Super Adventure T	
	1290 Super Adventure S	
	1290 Super Adventure R	
	Dual Sport Enduro	
	Touring	
	Service <input type="checkbox"/>	Repair <input checked="" type="checkbox"/>
		optional <input type="checkbox"/>

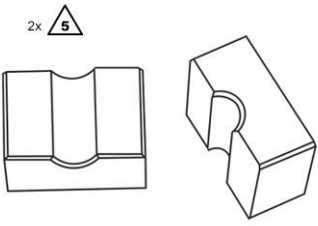
T120 Drift		
 <p>T120</p>	Description/example of use Tool for driving components out (collar bushings)	
	Technical data Diameter: 8 mm (0.31 in) used with model 50 SX 50 SX Mini 50 SXS 50 SXS Mini 65 SX 85 SX 2018 MX Enduro E1 Enduro E2 Enduro E3 Freeride Cross Country E1 200 XC-W 250 XC Cross Country E2 4 stroke Cross Country E3 Supermoto Travel Naked Mid Naked Big Super Bike Big Touring	
	Service <input type="checkbox"/>	Repair <input checked="" type="checkbox"/>
		optional <input type="checkbox"/>

T1401 Protecting sleeve		
 <p>T1401</p>	Description/example of use Tool for protecting components (inner tube)	
	Technical data Diameter: 48 mm (1.89 in) used with model MX Enduro E1 Enduro E2 Enduro E3 Cross Country E1 200 XC-W 250 XC Cross Country E2 4 stroke Cross Country E3 Supermoto Competition Supermoto / Dual Sport 1090 Adventure 1090 Adventure R 1190 Adventure 1190 Adventure R 1290 Super Adventure 1290 Super Adventure T 1290 Super Adventure S	


T1401 Protecting sleeve			
	1290 Super Adventure R		
	Dual Sport Enduro		
	Naked Big		
	Touring		
Service	<input type="checkbox"/>	Repair	<input checked="" type="checkbox"/>
		optional	<input type="checkbox"/>

T14015S Clamping stand	
 <p style="text-align: center;">T14015S</p>	<p>Description/example of use</p> <p>Tool for clamping components (cartridge)</p> <p>Technical data</p> <p>Diameter: 27 mm (1.06 in)</p> <p>used with model</p> <p>85 SX 2018</p> <p>Enduro E1 2 stroke</p> <p>250 EXC-F 2014</p> <p>250 EXC-F 2015</p> <p>250 EXC-F 2016</p> <p>250 EXC-F Six Days 2014</p> <p>250 EXC-F Six Days 2015</p> <p>250 EXC-F Six Days 2016</p> <p>250 EXC-F Factory Edition</p> <p>200 EXC</p> <p>250 EXC 2014</p> <p>250 EXC 2015</p> <p>250 EXC 2016</p> <p>250 EXC Six Days 2014</p> <p>250 EXC Six Days 2015</p> <p>250 EXC Six Days 2016</p> <p>250 EXC Factory Edition</p> <p>350 EXC-F 2014</p> <p>350 EXC-F 2015</p> <p>350 EXC-F 2016</p> <p>350 EXC-F Six Days 2014</p> <p>350 EXC-F Six Days 2015</p> <p>350 EXC-F Six Days 2016</p> <p>350 EXC-F Factory Edition</p> <p>450 EXC 2014</p> <p>450 EXC 2015</p> <p>450 EXC 2016</p> <p>450 EXC Six Days 2014</p> <p>450 EXC Six Days 2015</p> <p>450 EXC Six Days 2016</p> <p>450 EXC Factory Edition</p> <p>300 EXC 2014</p> <p>300 EXC 2015</p> <p>300 EXC 2016</p> <p>300 EXC Six Days 2014</p> <p>300 EXC Six Days 2015</p> <p>300 EXC Six Days 2016</p> <p>300 EXC Factory Edition</p> <p>500 EXC 2014</p> <p>500 EXC 2015</p> <p>500 EXC 2016</p>

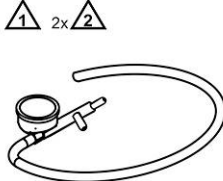
T14015S Clamping stand		
	500 EXC Six Days 2014 500 EXC Six Days 2015 500 EXC Six Days 2016 250 XCF-W 200 XC-W 250 XC-W 2014 250 XC-W 2015 250 XC-W 2016 350 XCF-W 350 XCF-W Six Days 450 XC-W 300 XC-W 2014 300 XC-W 2015 300 XC-W 2016 300 XC-W Six Days 2014 300 XC-W Six Days 2015 300 XC-W Six Days 2016 Cross Country E3 4 stroke 1050 Adventure 1190 Adventure 1290 Super Adventure 1290 Super Adventure T 1290 Super Adventure S Naked Mid Naked Big Touring	
	Service <input type="checkbox"/>	Repair <input checked="" type="checkbox"/>
		optional <input type="checkbox"/>


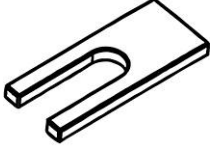
T14016S Clamping stand	
 <p>T14016S</p>	<p>Description/example of use Tool for clamping components (piston rod)</p> <p>Technical data Diameter: 12 mm (0.47 in) used with model</p> <p>Mini MX1 2 stroke 350 SX-F 450 SX-F 2014 450 SX-F EU 2015 450 SX-F US 2015 450 SX-F 2016 450 SX-F 2017 450 SX-F 2018</p> <p>MX2 Enduro E1 Enduro E2 Enduro E3 Freeride Cross Country E1 200 XC-W 250 XC Cross Country E2 4 stroke</p>


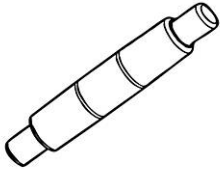
T14016S Clamping stand			
	Cross Country E3 Supermoto Competition Supermoto E-Ride		
	Service <input type="checkbox"/>	Repair <input checked="" type="checkbox"/>	optional <input type="checkbox"/>

T14017 Ring wrench	
 <p>T14017</p>	<p>Description/example of use Tool for loosening and tightening components (cartridge)</p> <p>Technical data Hexagonal part: 50 mm (1.97 in)</p> <p>used with model MX1 2 stroke 350 SX-F 450 SX-F 2014 450 SX-F EU 2015 450 SX-F US 2015 450 SX-F 2016 450 SX-F 2017 450 SX-F 2018 MX2 2 stroke 250 SX-F 2014 250 SX-F EU 2015 250 SX-F US 2015 250 SX-F 2016 250 SX-F 2017 250 SX-F 2018 250 EXC-F 2017 250 EXC-F 2018 250 EXC-F Six Days 2017 250 EXC-F Six Days 2018 250 EXC 2017 250 EXC 2018 250 EXC Six Days 2017 250 EXC Six Days 2018 350 EXC-F 2017 350 EXC-F 2018 350 EXC-F Six Days 2017 350 EXC-F Six Days 2018 450 EXC 2017 450 EXC 2018 450 EXC Six Days 2017 450 EXC Six Days 2018 300 EXC 2017 300 EXC 2018 300 EXC Six Days 2017 300 EXC Six Days 2018 500 EXC 2017 500 EXC 2018 500 EXC Six Days 2017 500 EXC Six Days 2018 Cross Country E1 2 stroke 250 XC-F 250 XC-W 2017</p>

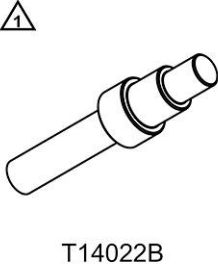
T14017 Ring wrench			
	250 XC-W 2018 250 XC 350 XC-F 450 XC-F 300 XC 300 XC-W 2017 300 XC-W 2018 300 XC-W Six Days 2017 300 XC-W Six Days 2018 Supermoto Competition 1190 Adventure		
	Service	<input type="checkbox"/>	Repair
			optional <input type="checkbox"/>

T14019 Filling tool			
 <p>T14019</p>	Description/example of use Tool for filling the cartridge with nitrogen		
	used with model 150 SX 2014 150 SX 2015 250 SX 2014 250 SX 2015 250 SX 2016 350 SX-F 2014 350 SX-F 2015 450 SX-F 2014 450 SX-F EU 2015 450 SX-F US 2015 125 SX 2014 125 SX 2015 250 SX-F 2014 250 SX-F EU 2015 250 SX-F US 2015 150 XC 250 XC 2014 250 XC 2015 250 XC 2016 350 XC-F 2014 350 XC-F 2015 450 XC-F 2014 450 XC-F 2015 300 XC 2014 300 XC 2015 300 XC 2016 Supermoto Competition		
	Service	<input type="checkbox"/>	Repair
			optional <input type="checkbox"/>

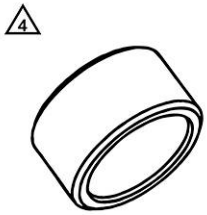
T14020 Support tool							
  <p>T14020</p>	<p>Description/example of use Tool for holding the piston rod</p> <p>used with model</p> <p>150 SX 2014 150 SX 2015 250 SX 2014 250 SX 2015 250 SX 2016 350 SX-F 2014 350 SX-F 2015 450 SX-F 2014 450 SX-F EU 2015 450 SX-F US 2015 125 SX 2014 125 SX 2015 250 SX-F 2014 250 SX-F EU 2015 250 SX-F US 2015 150 XC 250 XC 2014 250 XC 2015 250 XC 2016 350 XC-F 2014 350 XC-F 2015 450 XC-F 2014 450 XC-F 2015 300 XC 2014 300 XC 2015 300 XC 2016 Supermoto Competition</p> <table border="1" style="width: 100%; border-collapse: collapse;"> <tr> <td style="width: 33%;">Service</td> <td style="width: 33%; text-align: center;"><input type="checkbox"/></td> <td style="width: 33%;">Repair</td> <td style="width: 33%; text-align: center;"><input checked="" type="checkbox"/></td> <td style="width: 33%;">optional</td> <td style="width: 33%; text-align: center;"><input type="checkbox"/></td> </tr> </table>	Service	<input type="checkbox"/>	Repair	<input checked="" type="checkbox"/>	optional	<input type="checkbox"/>
Service	<input type="checkbox"/>	Repair	<input checked="" type="checkbox"/>	optional	<input type="checkbox"/>		

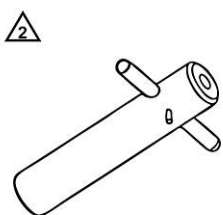
T14021 Calibrating unit	
  <p>T14021</p>	<p>Description/example of use Tool for calibrating components (DU bush)</p> <p>Technical data Diameter: 12 mm (0.47 in)</p> <p>used with model</p> <p>50 SX 50 SX Mini 50 SXS 50 SXS Mini 65 SX 150 SX 2014 150 SX 2015 250 SX 2014 250 SX 2015 250 SX 2016 350 SX-F 2014 350 SX-F 2015 450 SX-F 2014 450 SX-F EU 2015</p>

T14021 Calibrating unit		
	450 SX-F US 2015 125 SX 2014 125 SX 2015 250 SX-F 2014 250 SX-F EU 2015 250 SX-F US 2015 150 XC 250 XC 2014 250 XC 2015 250 XC 2016 350 XC-F 2014 350 XC-F 2015 450 XC-F 2014 450 XC-F 2015 300 XC 2014 300 XC 2015 300 XC 2016 Supermoto Competition	
Service	<input type="checkbox"/>	Repair <input checked="" type="checkbox"/> optional <input type="checkbox"/>

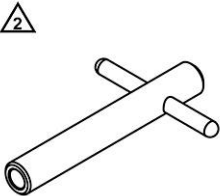
T14022B Pressing tool	
 <p>T14022B</p>	<p>Description/example of use Tool for removing and installing components (DU bush)</p> <p>Technical data Diameter: 11.95 ... 21.4 mm (0.4705 ... 0.843 in)</p> <p>used with model</p> <p>50 SX 50 SX Mini 50 SXS 50 SXS Mini 65 SX 150 SX 2014 150 SX 2015 250 SX 2014 250 SX 2015 250 SX 2016 350 SX-F 2014 350 SX-F 2015 450 SX-F 2014 450 SX-F EU 2015 450 SX-F US 2015 125 SX 2014 125 SX 2015 250 SX-F 2014 250 SX-F EU 2015 250 SX-F US 2015 150 XC 250 XC 2014 250 XC 2015 250 XC 2016 350 XC-F 2014 350 XC-F 2015</p>

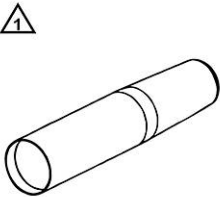
T14022B Pressing tool					
	450 XC-F 2014 450 XC-F 2015 300 XC 2014 300 XC 2015 300 XC 2016 Supermoto Competition				
	Service	<input type="checkbox"/>	Repair	<input checked="" type="checkbox"/>	optional

T14023 Threaded bushing					
 <p>T14023</p>	Description/example of use Tool for protecting components (thread of screw sleeve) Technical data Diameter: 24.5 mm (0.965 in) used with model				
	150 SX 2014 150 SX 2015 250 SX 2014 250 SX 2015 250 SX 2016 350 SX-F 2014 350 SX-F 2015 450 SX-F 2014 450 SX-F EU 2015 450 SX-F US 2015 125 SX 2014 125 SX 2015 250 SX-F 2014 250 SX-F EU 2015 250 SX-F US 2015 150 XC 250 XC 2014 250 XC 2015 250 XC 2016 350 XC-F 2014 350 XC-F 2015 450 XC-F 2014 450 XC-F 2015 300 XC 2014 300 XC 2015 300 XC 2016 Supermoto Competition				
Service	<input type="checkbox"/>	Repair	<input checked="" type="checkbox"/>	optional	<input type="checkbox"/>

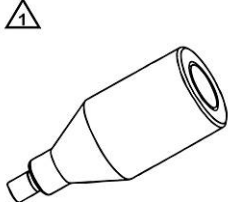
T14026S Support tool					
 <p>T14026S</p>	Description/example of use Tool for assembling the fork legs (pulling out piston rod) Technical data M14 Diameter: 25 mm (0.98 in) used with model				
	85 SX Freeride Dual Sport 2 stroke				
Service	<input type="checkbox"/>	Repair	<input checked="" type="checkbox"/>	optional	<input type="checkbox"/>

T14026S Support tool			
	Freeride 350 Freeride E-Ride Supermoto E-Ride		
	Service	<input type="checkbox"/>	Repair
			optional <input type="checkbox"/>

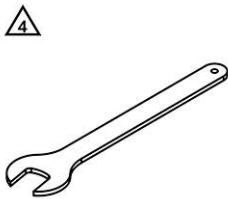
T14026S1 Support tool			
 <p>T14026S1</p>	Description/example of use Tool for assembling the fork legs (pulling out piston rod)		
	Technical data M12 Diameter: 17 mm (0.67 in) used with model Enduro E1 Enduro E2 Enduro E3 Freeride 250 F 125 XC-W 150 XC-W 250 XCF-W 200 XC-W 250 XC-W 350 XCF-W 350 XCF-W Six Days 450 XC-W 300 XC-W 300 XC-W Six Days Cross Country E3 4 stroke Supermoto / Dual Sport 1090 Adventure R 1190 Adventure R 1290 Super Adventure R Dual Sport Enduro Super Bike Big		
	Service	<input type="checkbox"/>	Repair
			optional <input type="checkbox"/>

T14029 Mounting sleeve			
 <p>T14029</p>	Description/example of use Tool for mounting components (seal ring)		
	Technical data Diameter: 12.45 mm (0.4902 in) used with model 150 SX 2014 150 SX 2015 250 SX 2014 250 SX 2015 250 SX 2016 350 SX-F 2014 350 SX-F 2015 450 SX-F 2014 450 SX-F EU 2015 450 SX-F US 2015 125 SX 2014 125 SX 2015		
	Service	<input type="checkbox"/>	Repair
			optional <input type="checkbox"/>


T14029 Mounting sleeve			
	250 SX-F 2014		
	250 SX-F EU 2015		
	250 SX-F US 2015		
	150 XC		
	250 XC-F 2014		
	250 XC-F 2015		
	250 XC 2014		
	250 XC 2015		
	250 XC 2016		
	350 XC-F 2014		
	350 XC-F 2015		
	450 XC-F 2014		
	450 XC-F 2015		
	300 XC 2014		
	300 XC 2015		
	300 XC 2016		
	Supermoto Competition		
Service	<input type="checkbox"/>	Repair	<input checked="" type="checkbox"/>
		optional	<input type="checkbox"/>

T14030 Filling adapter			
 <p>T14030</p>	<p>Description/example of use</p> <p>Tool for bleeding and filling cartridge</p> <p>Technical data</p> <p>M4</p> <p>Diameter: 16 mm (0.63 in)</p> <p>used with model</p>		
	150 SX 2014		
150 SX 2015			
250 SX 2014			
250 SX 2015			
250 SX 2016			
350 SX-F 2014			
350 SX-F 2015			
450 SX-F 2014			
450 SX-F EU 2015			
450 SX-F US 2015			
125 SX 2014			
125 SX 2015			
250 SX-F 2014			
250 SX-F EU 2015			
250 SX-F US 2015			
150 XC			
250 XC-F 2014			
250 XC-F 2015			
250 XC 2014			
250 XC 2015			
250 XC 2016			
350 XC-F 2014			
350 XC-F 2015			
450 XC-F 2014			
450 XC-F 2015			
300 XC 2014			

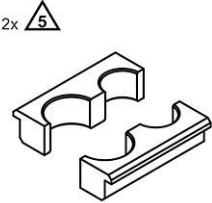
T14030 Filling adapter			
	300 XC 2015		
	300 XC 2016		
Supermoto Competition			
Service	<input type="checkbox"/>	Repair	<input checked="" type="checkbox"/>
		optional	<input type="checkbox"/>


T14032 Open end wrench	
 <p>T14032</p>	<p>Description/example of use Tool for disassembling and assembling the fork legs</p> <p>Technical data Jaw opening: 22 mm (0.87 in)</p> <p>used with model</p> <p>85 SX 2014 85 SX 2015 85 SX 2016 85 SX 2017 Enduro E1 2 stroke 250 EXC-F 2014 250 EXC-F 2015 250 EXC-F 2016 250 EXC-F Six Days 2014 250 EXC-F Six Days 2015 250 EXC-F Six Days 2016 250 EXC-F Factory Edition 200 EXC 250 EXC 2014 250 EXC 2015 250 EXC 2016 250 EXC Six Days 2014 250 EXC Six Days 2015 250 EXC Six Days 2016 250 EXC Factory Edition 350 EXC-F 2014 350 EXC-F 2015 350 EXC-F 2016 350 EXC-F Six Days 2014 350 EXC-F Six Days 2015 350 EXC-F Six Days 2016 350 EXC-F Factory Edition 450 EXC 2014 450 EXC 2015 450 EXC 2016 450 EXC Six Days 2014 450 EXC Six Days 2015 450 EXC Six Days 2016 450 EXC Factory Edition 300 EXC 2014 300 EXC 2015 300 EXC 2016 300 EXC Six Days 2014 300 EXC Six Days 2015 300 EXC Six Days 2016 300 EXC Factory Edition 500 EXC 2014</p>

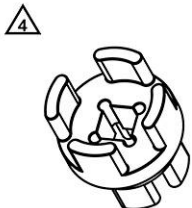
T14032 Open end wrench				
	500 EXC 2015			
	500 EXC 2016			
	500 EXC Six Days 2014			
	500 EXC Six Days 2015			
	500 EXC Six Days 2016			
	Freeride Dual Sport 2 stroke			
	Freeride 350			
	Freeride E-Ride			
	250 XCF-W			
	200 XC-W			
	250 XC-W 2014			
	250 XC-W 2015			
	250 XC-W 2016			
	350 XCF-W			
	350 XCF-W Six Days			
	450 XC-W			
	300 XC-W 2014			
	300 XC-W 2015			
	300 XC-W 2016			
	300 XC-W Six Days 2014			
	300 XC-W Six Days 2015			
	300 XC-W Six Days 2016			
	Cross Country E3 4 stroke			
	Supermoto / Dual Sport			
	Supermoto E-Ride			
	1090 Adventure R			
	1190 Adventure R			
	1290 Super Adventure R			
	Dual Sport Enduro			
	Super Bike Big			
	Service	<input type="checkbox"/>	Repair	<input checked="" type="checkbox"/>
			optional	<input type="checkbox"/>

T14033 Tweezers	
 <p>T14033</p>	<p>Description/example of use</p> <p>Tool for mounting components (check valve)</p> <p>used with model</p> <p>150 SX 2014</p> <p>150 SX 2015</p> <p>250 SX 2014</p> <p>250 SX 2015</p> <p>250 SX 2016</p> <p>350 SX-F 2014</p> <p>350 SX-F 2015</p> <p>450 SX-F 2014</p> <p>450 SX-F EU 2015</p> <p>450 SX-F US 2015</p> <p>125 SX 2014</p> <p>125 SX 2015</p> <p>250 SX-F 2014</p> <p>250 SX-F EU 2015</p> <p>250 SX-F US 2015</p> <p>150 XC</p>

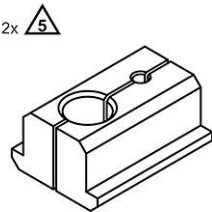
T14033 Tweezers		
	250 XC-F 2014 250 XC-F 2015 250 XC 2014 250 XC 2015 250 XC 2016 350 XC-F 2014 350 XC-F 2015 450 XC-F 2014 450 XC-F 2015 300 XC 2014 300 XC 2015 300 XC 2016 Supermoto Competition	
Service	<input type="checkbox"/>	Repair <input checked="" type="checkbox"/> optional <input type="checkbox"/>

T1403S Clamping stand		
 <p>T1403S</p>	Description/example of use Tool for clamping components (fork legs, outer tube) Technical data Diameter: 48 mm (1.89 in) Diameter: 60 mm (2.36 in) used with model 50 SX 50 SX Mini 50 SXS 50 SXS Mini 65 SX MX Enduro E1 Enduro E2 Enduro E3 Cross Country Supermoto Competition Supermoto / Dual Sport 1090 Adventure 1090 Adventure R 1190 Adventure 1190 Adventure R 1290 Super Adventure 1290 Super Adventure T 1290 Super Adventure S 1290 Super Adventure R Dual Sport Enduro Naked Big Touring	
Service	<input type="checkbox"/>	Repair <input checked="" type="checkbox"/> optional <input type="checkbox"/>

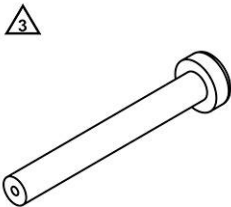
T14040S Mounting tool		
 <p>T14040S</p>	<p>Description/example of use Tool for holding when assembling fork legs</p> <p>Technical data Diameter: 48 mm (1.89 in)</p> <p>used with model MX Enduro E1 Enduro E2 Enduro E3 Cross Country Supermoto / Dual Sport Travel Naked Big Touring</p>	
	Service <input type="checkbox"/>	Repair <input checked="" type="checkbox"/>

T14047 Mounting tool		
 <p>T14047</p>	<p>Description/example of use Tool for loosening and tightening components (screw cap)</p> <p>Technical data Drive: 1/2 in Narrow diameter: 34 mm (1.34 in) Wide diameter: 42.7 mm (1.681 in)</p> <p>used with model 150 SX 250 SX 2014 250 SX 2015 250 SX 2016 250 SX 2017 MX1 4 stroke MX2 Enduro E1 2 stroke 250 EXC-F 2014 250 EXC-F 2015 250 EXC-F 2016 250 EXC-F Six Days 2014 250 EXC-F Six Days 2015 250 EXC-F Six Days 2016 250 EXC-F Factory Edition 200 EXC 250 EXC 2014 250 EXC 2015 250 EXC 2016 250 EXC Six Days 2014 250 EXC Six Days 2015 250 EXC Six Days 2016 250 EXC Factory Edition 350 EXC-F 2014 350 EXC-F 2015 350 EXC-F 2016 350 EXC-F Six Days 2014 350 EXC-F Six Days 2015 350 EXC-F Six Days 2016</p>	

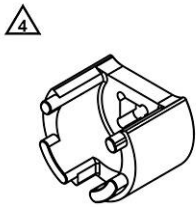
T14047 Mounting tool		
	350 EXC-F Factory Edition	
	450 EXC 2014	
	450 EXC 2015	
	450 EXC 2016	
	450 EXC Six Days 2014	
	450 EXC Six Days 2015	
	450 EXC Six Days 2016	
	450 EXC Factory Edition	
	300 EXC 2014	
	300 EXC 2015	
	300 EXC 2016	
	300 EXC Six Days 2014	
	300 EXC Six Days 2015	
	300 EXC Six Days 2016	
	300 EXC Factory Edition	
	500 EXC 2014	
	500 EXC 2015	
	500 EXC 2016	
	500 EXC Six Days 2014	
	500 EXC Six Days 2015	
	500 EXC Six Days 2016	
	150 XC	
	Cross Country E1 4 stroke	
	200 XC-W	
	250 XC-W 2014	
	250 XC-W 2015	
	250 XC-W 2016	
	250 XC 2014	
	250 XC 2015	
	250 XC 2016	
	250 XC 2017	
	Cross Country E2 4 stroke	
	300 XC 2014	
	300 XC 2015	
	300 XC 2016	
	300 XC 2017	
	300 XC-W 2014	
	300 XC-W 2015	
	300 XC-W 2016	
	300 XC-W Six Days 2014	
	300 XC-W Six Days 2015	
	300 XC-W Six Days 2016	
	Cross Country E3 4 stroke	
Service	<input type="checkbox"/>	Repair
		<input checked="" type="checkbox"/>
		optional
		<input type="checkbox"/>

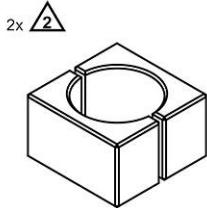
T14049S Clamping stand	
 <p>T14049S</p>	<p>Description/example of use Tool for clamping components (piston rod, cartridge)</p> <p>Technical data Diameter: 8 mm (0.31 in) Diameter: 24.8 mm (0.976 in)</p> <p>used with model</p> <p>150 SX 2014 150 SX 2015 150 SX 2016 150 SX 2017 250 SX 2014 250 SX 2015 250 SX 2016 350 SX-F 2014 350 SX-F 2015 350 SX-F 2016 450 SX-F 2014 450 SX-F 2015 125 SX 2014 125 SX 2015 125 SX 2016 125 SX 2017 250 SX-F 2014 250 SX-F 2015 250 SX-F EU 2016 250 SX-F US 2016 Enduro E1 2 stroke 250 EXC-F 2014 250 EXC-F 2015 250 EXC-F 2016 250 EXC-F Six Days 2014 250 EXC-F Six Days 2015 250 EXC-F Six Days 2016 250 EXC-F Factory Edition 200 EXC 250 EXC 2014 250 EXC 2015 250 EXC 2016 250 EXC Six Days 2014 250 EXC Six Days 2015 250 EXC Six Days 2016 250 EXC Factory Edition 350 EXC-F 2014 350 EXC-F 2015 350 EXC-F 2016 350 EXC-F Six Days 2014 350 EXC-F Six Days 2015 350 EXC-F Six Days 2016 350 EXC-F Factory Edition 450 EXC 2014 450 EXC 2015 450 EXC 2016 450 EXC Six Days 2014</p>

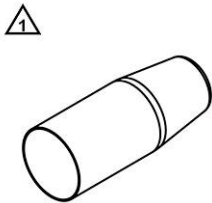
T14049S Clamping stand		
	450 EXC Six Days 2015	
	450 EXC Six Days 2016	
	450 EXC Factory Edition	
	300 EXC 2014	
	300 EXC 2015	
	300 EXC 2016	
	300 EXC Six Days 2014	
	300 EXC Six Days 2015	
	300 EXC Six Days 2016	
	300 EXC Factory Edition	
	500 EXC 2014	
	500 EXC 2015	
	500 EXC 2016	
	500 EXC Six Days 2014	
	500 EXC Six Days 2015	
	500 EXC Six Days 2016	
	150 XC	
	250 XC-F 2014	
	250 XC-F 2015	
	250 XC-F 2016	
	250 XCF-W	
	200 XC-W	
	250 XC-W 2014	
	250 XC-W 2015	
	250 XC-W 2016	
	250 XC 2014	
	250 XC 2015	
	250 XC 2016	
	350 XC-F 2014	
	350 XC-F 2015	
	350 XC-F 2016	
	350 XCF-W	
	350 XCF-W Six Days	
	450 XC-F 2014	
	450 XC-F 2015	
	450 XC-W	
	300 XC 2014	
	300 XC 2015	
	300 XC 2016	
	300 XC-W 2014	
	300 XC-W 2015	
	300 XC-W 2016	
	300 XC-W Six Days 2014	
	300 XC-W Six Days 2015	
	300 XC-W Six Days 2016	
	Cross Country E3 4 stroke	
	Service <input type="checkbox"/>	Repair <input checked="" type="checkbox"/>
		optional <input type="checkbox"/>

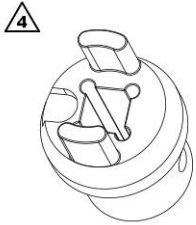
T14051 Pressing tool	
 <p>T14051</p>	<p>Description/example of use Tool for removing the cartridge from the fork leg</p> <p>Technical data Diameter: 27.5 mm (1.083 in)</p> <p>used with model</p> <ul style="list-style-type: none"> 150 SX 2014 150 SX 2015 150 SX 2016 150 SX 2017 250 SX 2014 250 SX 2015 250 SX 2016 350 SX-F 2014 350 SX-F 2015 350 SX-F 2016 450 SX-F 2014 450 SX-F 2015 125 SX 2014 125 SX 2015 125 SX 2016 125 SX 2017 250 SX-F 2014 250 SX-F 2015 250 SX-F EU 2016 250 SX-F US 2016 Enduro E1 2 stroke 250 EXC-F 2014 250 EXC-F 2015 250 EXC-F 2016 250 EXC-F Six Days 2014 250 EXC-F Six Days 2015 250 EXC-F Six Days 2016 250 EXC-F Factory Edition 200 EXC 250 EXC 2014 250 EXC 2015 250 EXC 2016 250 EXC Six Days 2014 250 EXC Six Days 2015 250 EXC Six Days 2016 250 EXC Factory Edition 350 EXC-F 2014 350 EXC-F 2015 350 EXC-F 2016 350 EXC-F Six Days 2014 350 EXC-F Six Days 2015 350 EXC-F Six Days 2016 350 EXC-F Factory Edition 450 EXC 2014 450 EXC 2015 450 EXC 2016 450 EXC Six Days 2014 450 EXC Six Days 2015

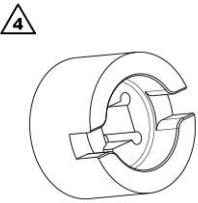
T14051 Pressing tool		
	450 EXC Six Days 2016 450 EXC Factory Edition 300 EXC 2014 300 EXC 2015 300 EXC 2016 300 EXC Six Days 2014 300 EXC Six Days 2015 300 EXC Six Days 2016 300 EXC Factory Edition 500 EXC 2014 500 EXC 2015 500 EXC 2016 500 EXC Six Days 2014 500 EXC Six Days 2015 500 EXC Six Days 2016 150 XC 250 XC-F 2014 250 XC-F 2015 250 XC-F 2016 250 XCF-W 200 XC-W 250 XC-W 2014 250 XC-W 2015 250 XC-W 2016 250 XC 2014 250 XC 2015 250 XC 2016 350 XC-F 2014 350 XC-F 2015 350 XC-F 2016 350 XCF-W 350 XCF-W Six Days 450 XC-F 2014 450 XC-F 2015 450 XC-W 300 XC 2014 300 XC 2015 300 XC 2016 300 XC-W 2014 300 XC-W 2015 300 XC-W 2016 300 XC-W Six Days 2014 300 XC-W Six Days 2015 300 XC-W Six Days 2016 Cross Country E3 4 stroke	
Service	<input type="checkbox"/>	Repair
	<input checked="" type="checkbox"/>	optional
	<input type="checkbox"/>	


T14071 Mounting tool			
 <p>T14071</p>	Description/example of use Tool for loosening and tightening components (screw cap)		
	Technical data Drive: 1/2 in Diameter: 33 mm (1.3 in) used with model 1290 Super Adventure 1290 Super Adventure T 1290 Super Adventure S Touring		
Service	<input type="checkbox"/>	Repair	<input checked="" type="checkbox"/>
		optional	<input type="checkbox"/>

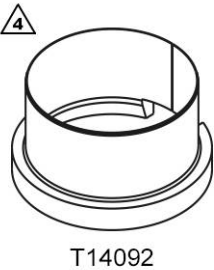
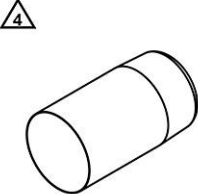

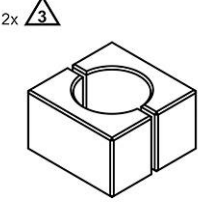
T14072 Clamping stand			
 <p>T14072</p>	Description/example of use Tool for clamping components (cartridge)		
	Technical data Diameter: 37 mm (1.46 in) used with model 150 SX 2016 150 SX 2017 150 SX 2018 250 SX 2017 250 SX 2018 350 SX-F 2016 350 SX-F 2017 350 SX-F 2018 450 SX-F 2016 450 SX-F 2017 450 SX-F 2018 125 SX 2016 125 SX 2017 125 SX 2018 250 SX-F 2016 250 SX-F 2017 250 SX-F 2018 250 XC-F 2016 250 XC-F 2017 250 XC-F 2018 250 XC 2017 250 XC 2018 350 XC-F 2016 350 XC-F 2017 350 XC-F 2018 450 XC-F 2016 450 XC-F 2017 450 XC-F 2018 300 XC 2017 300 XC 2018		
Service	<input type="checkbox"/>	Repair	<input checked="" type="checkbox"/>
		optional	<input type="checkbox"/>

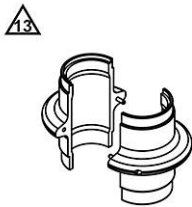
T14073 Protecting sleeve			
 <p>T14073</p>	Description/example of use Tool for protecting components (thread of piston rod)		
	Technical data Diameter: 11.5 mm (0.453 in)		
used with model			
85 SX 2018			
150 SX 2016			
150 SX 2017			
150 SX 2018			
250 SX 2017			
250 SX 2018			
350 SX-F 2016			
350 SX-F 2017			
350 SX-F 2018			
450 SX-F 2016			
450 SX-F 2017			
450 SX-F 2018			
125 SX 2016			
125 SX 2017			
125 SX 2018			
250 SX-F 2016			
250 SX-F 2017			
250 SX-F 2018			
250 XC-F 2016			
250 XC-F 2017			
250 XC-F 2018			
250 XC 2017			
250 XC 2018			
350 XC-F 2016			
350 XC-F 2017			
350 XC-F 2018			
450 XC-F 2016			
450 XC-F 2017			
450 XC-F 2018			
300 XC 2017			
300 XC 2018			
Service	<input type="checkbox"/>	Repair	<input checked="" type="checkbox"/>
		optional	<input type="checkbox"/>

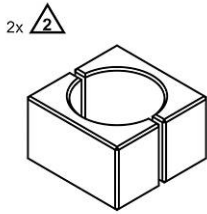
T14084 Special socket			
 <p>T14084</p>	Description/example of use Tool for loosening and tightening components (screw cap)		
	Technical data Drive: 1/2 in Diameter: 24 mm (0.94 in)		
used with model			
50 SX 2017			
50 SX 2018			
50 SX Mini 2017			
50 SX Mini 2018			
65 SX 2017			
65 SX 2018			
Service	<input type="checkbox"/>	Repair	<input checked="" type="checkbox"/>
		optional	<input type="checkbox"/>

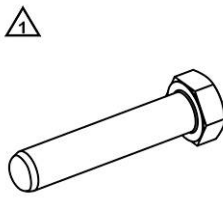
T14087 Special socket					
 <p>T14087</p>	<p>Description/example of use Tool for loosening and tightening components (preload adjuster)</p> <p>Technical data Drive: 1/2 in External diameter: 44 mm (1.73 in) Internal diameter: 29.5 mm (1.161 in)</p> <p>used with model</p> <p>250 EXC-F 2017 250 EXC-F 2018 250 EXC-F Six Days 2017 250 EXC-F Six Days 2018 250 EXC 2017 250 EXC 2018 250 EXC Six Days 2017 250 EXC Six Days 2018 350 EXC-F 2017 350 EXC-F 2018 350 EXC-F Six Days 2017 350 EXC-F Six Days 2018 450 EXC 2017 450 EXC 2018 450 EXC Six Days 2017 450 EXC Six Days 2018 300 EXC 2017 300 EXC 2018 300 EXC Six Days 2017 300 EXC Six Days 2018 500 EXC 2017 500 EXC 2018 500 EXC Six Days 2017 500 EXC Six Days 2018 250 XC-W 2017 250 XC-W 2018 300 XC-W 2017 300 XC-W 2018 300 XC-W Six Days 2017 300 XC-W Six Days 2018</p>				
	Service	<input type="checkbox"/>	Repair	<input checked="" type="checkbox"/>	optional

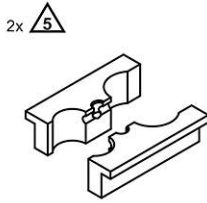
T14091 Ring wrench					
 <p>T14091</p>	<p>Description/example of use Tool for loosening and tightening components (screw cap)</p> <p>Technical data Hexagonal part: 45 mm (1.77 in)</p> <p>used with model</p> <p>85 SX 2018 Freeride 250 F</p>				
	Service	<input type="checkbox"/>	Repair	<input checked="" type="checkbox"/>	optional

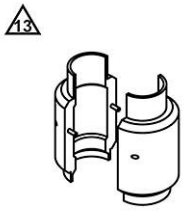
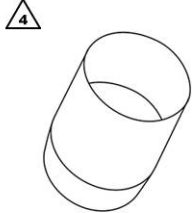
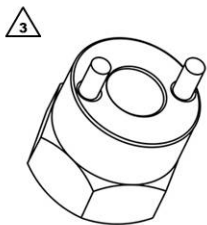
T14092 Mounting sleeve					
 <p>T14092</p>	<p>Description/example of use Tool for mounting components (piston rod in the air cartridge)</p> <p>Technical data Diameter: 34 mm (1.34 in)</p> <p>used with model 85 SX 2018 150 SX 2018 350 SX-F 2018 450 SX-F Factory Edition US 2017 450 SX-F 2018 125 SX 2018 250 SX-F 2018 250 XC-F 2018 350 XC-F 2018 450 XC-F 2018</p>				
	Service	<input type="checkbox"/>	Repair	<input checked="" type="checkbox"/>	optional
T512 Protecting sleeve					
 <p>T512</p>	<p>Description/example of use Tool for protecting components (inner tube)</p> <p>Technical data Diameter: 43 mm (1.69 in)</p> <p>used with model 85 SX Freeride Supermoto E-Ride 1050 Adventure 125 Duke 2017 250 Duke 2017 390 Duke 2017 Naked Mid</p>				
	Service	<input type="checkbox"/>	Repair	<input checked="" type="checkbox"/>	optional
T524 Ring wrench					
 <p>T524</p>	<p>Description/example of use Tool for loosening and tightening components (preload adjuster)</p> <p>Technical data Hexagonal part: 38 mm (1.5 in)</p> <p>used with model Super Bike Big</p>				
	Service	<input type="checkbox"/>	Repair	<input checked="" type="checkbox"/>	optional
T526S Clamping stand					
 <p>T526S</p>	<p>Description/example of use Tool for clamping components (inner tube)</p> <p>Technical data Diameter: 32 mm (1.26 in)</p> <p>used with model Super Bike Big</p>				
	Service	<input type="checkbox"/>	Repair	<input checked="" type="checkbox"/>	optional

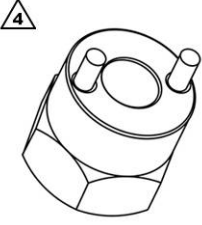
T528S Mounting tool					
 <p>T528S</p>	Description/example of use Tool for holding when assembling fork legs Technical data Diameter: 43 mm (1.69 in) used with model 85 SX Freeride Supermoto E-Ride 1050 Adventure Naked Small Naked Mid Super Bike Small				
	Service	<input type="checkbox"/>	Repair	<input checked="" type="checkbox"/>	optional

T531S Clamping stand					
 <p>T531S</p>	Description/example of use Tool for clamping components (air cartridge) Technical data Diameter: 38 mm (1.5 in) used with model 85 SX 2018				
	Service	<input type="checkbox"/>	Repair	<input checked="" type="checkbox"/>	optional

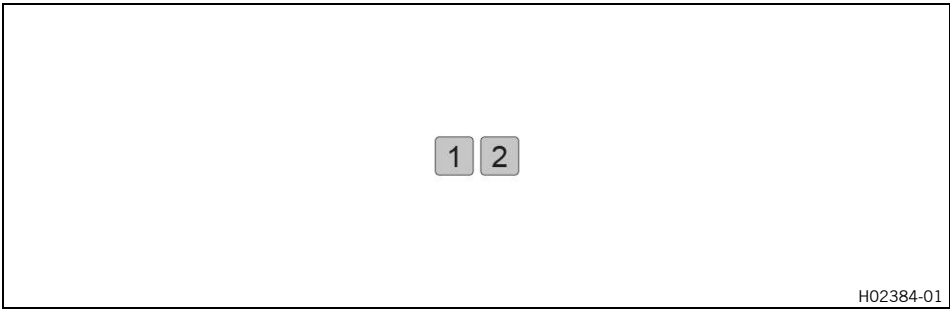
T605 Pin					
 <p>T605</p>	Description/example of use Tool for disassembling and assembling the cartridge Technical data Diameter: 8 mm (0.31 in) used with model 85 SX 2014 85 SX 2015 85 SX 2016 85 SX 2017 Freeride Dual Sport 2 stroke Freeride 350 Freeride E-Ride Supermoto E-Ride				
	Service	<input type="checkbox"/>	Repair	<input checked="" type="checkbox"/>	optional

T612S Clamping stand			
 <p>T612S</p>	Description/example of use Tool for clamping components (outer tube, fork leg) Technical data Diameter: 40 mm (1.57 in) Diameter: 54 mm (2.13 in) used with model 85 SX Freeride Supermoto E-Ride 1050 Adventure 1190 Adventure 2014 1190 Adventure 2015		

T612S Clamping stand			
	Naked Small Naked Mid Sport Bike		
	Service	<input type="checkbox"/>	Repair optional <input type="checkbox"/>
T724S Mounting tool			
 <p>T724S</p>	Description/example of use Tool for holding when assembling fork legs Technical data Diameter: 35 mm (1.38 in) used with model 50 SX 50 SX Mini 50 SXS 50 SXS Mini 65 SX		
	Service	<input type="checkbox"/>	Repair optional <input type="checkbox"/>
T726 Protecting sleeve			
 <p>T726</p>	Description/example of use Tool for protecting components (inner tube) Technical data Diameter: 35 mm (1.38 in) used with model 50 SX 50 SX Mini 50 SXS 50 SXS Mini 65 SX		
	Service	<input type="checkbox"/>	Repair optional <input type="checkbox"/>
T727S Socket			
 <p>T727S</p>	Description/example of use Tool for loosening and tightening components (sliding bushing support) Technical data Hexagonal part: 32 mm (1.26 in) Hole diameter: 14 mm (0.55 in) Pin diameter: 5 mm (0.2 in) used with model 50 SX 50 SX Mini 50 SXS 50 SXS Mini 65 SX		
	Service	<input type="checkbox"/>	Repair optional <input type="checkbox"/>

T729 Socket					
 <p>T729</p>	<p>Description/example of use Tool for loosening and tightening components (sliding bushing support)</p> <p>Technical data Hexagonal part: 32 mm (1.26 in) Hole diameter: 14 mm (0.55 in) Pin diameter: 3.8 mm (0.15 in)</p> <p>used with model</p> <ul style="list-style-type: none"> 125 Duke 2015 125 Duke 2016 125 Duke 2017 200 Duke 2015 200 Duke 2016 200 Duke 2017 250 Duke 2015 250 Duke 2016 390 Duke 2014 390 Duke 2015 390 Duke 2016 RC 125 2015 RC 125 2016 RC 125 2017 RC 200 2015 RC 200 2016 RC 200 2017 RC 250 RC 390 2015 RC 390 2016 RC 390 2017 	<table border="1" style="width: 100%; border-collapse: collapse;"> <tr> <td style="width: 33%;">Service <input type="checkbox"/></td> <td style="width: 33%;">Repair <input checked="" type="checkbox"/></td> <td style="width: 33%;">optional <input type="checkbox"/></td> </tr> </table>	Service <input type="checkbox"/>	Repair <input checked="" type="checkbox"/>	optional <input type="checkbox"/>
Service <input type="checkbox"/>	Repair <input checked="" type="checkbox"/>	optional <input type="checkbox"/>			

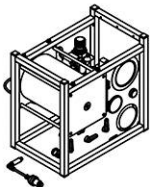
22.1 Overview

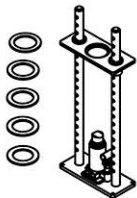


H02384-01

1 Vacuum pump (T1240S) (🔗 p. 171)


2 Spring compressor (T14050S) (🔗 p. 171)

T1240S Vacuum pump		
 <p>T1240S</p>	<p>Description/example of use</p> <p>Tool for bleeding and filling dampers</p>	
	<p>used with model</p> <p>50 SX 2017</p> <p>50 SX 2018</p> <p>50 SX Mini 2017</p> <p>50 SX Mini 2018</p> <p>65 SX</p> <p>85 SX</p> <p>MX</p> <p>Enduro E1</p> <p>Enduro E2</p> <p>Enduro E3</p> <p>Freeride</p> <p>Cross Country</p> <p>Supermoto</p> <p>1090 Adventure R</p> <p>1190 Adventure R</p> <p>1290 Super Adventure R</p> <p>Dual Sport Enduro</p> <p>690 Duke R</p> <p>Naked Big</p> <p>Super Bike Big</p>	
	Service <input type="checkbox"/>	Repair <input checked="" type="checkbox"/> optional <input type="checkbox"/>

T14050S Spring compressor	
 <p>T14050S</p>	<p>Description/example of use</p> <p>Tool for removing and installing springs</p>
	<p>used with model</p> <p>65 SX</p> <p>Freeride Dual Sport 2 stroke</p> <p>Freeride 350</p> <p>Freeride E-Ride</p> <p>Supermoto E-Ride</p> <p>Travel Enduro</p> <p>Naked Small</p>

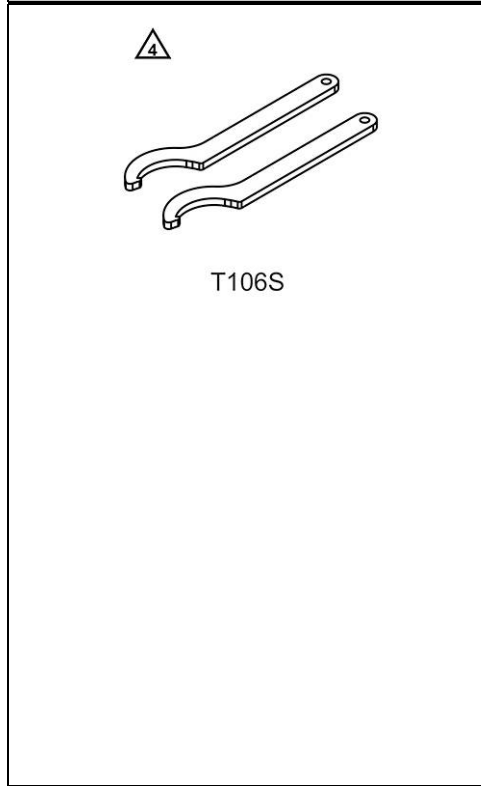
T14050S Spring compressor			
	Naked Mid Super Bike Small Touring		
Service	<input type="checkbox"/>	Repair	<input checked="" type="checkbox"/>
		optional	<input type="checkbox"/>

22.2 Wall tool organizer overview



- 1 Hook wrench (T106S) (p. 172)
- 2 Depth micrometer (T107S) (p. 175)
- 3 Mounting sleeve (T1204) (p. 176)
- 4 Calibrating unit (T1205) (p. 176)
- 5 Pressing tool (T1206) (p. 176)
- 6 Pressing tool (T1207S) (p. 177)
- 7 Centering sleeve (T1214) (p. 177)
- 8 Mounting sleeve (T1215) (p. 178)
- 9 Pressing tool (T1216) (p. 180)
- 10 Pin wrench (T1218) (p. 182)
- 11 Pressing tool (T129) (p. 182)
- 12 Filling adapter (T1296) (p. 182)
- 13 Pressing tool (T1504) (p. 183)
- 14 Mounting tool (T150S) (p. 183)
- 15 Mounting sleeve (T1515) (p. 184)
- 16 Hook wrench (T1533) (p. 184)
- 17 Mounting sleeve (T1554) (p. 185)
- 18 Filling adapter (T1565) (p. 185)
- 19 Hook wrench (T157S) (p. 186)
- 20 Filling tool (T170S1) (p. 186)
- 21 Hook wrench (T304) (p. 187)
- 22 Mounting sleeve (T313) (p. 187)

T106S Hook wrench



Description/example of use
Tool for tensioning and releasing the springs (2 units)

Technical data
Diameter: 68 ... 75 mm (2.68 ... 2.95 in)

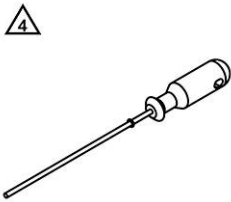
used with model

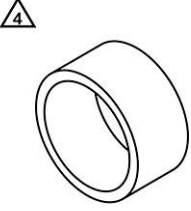
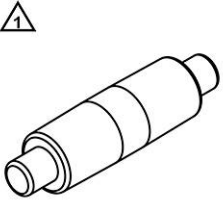
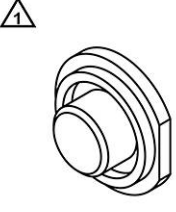
- 50 SX 2014
- 50 SX 2015
- 50 SX 2016
- 50 SX Mini 2014
- 50 SX Mini 2015
- 50 SX Mini 2016
- 50 SXS
- 50 SXS Mini
- 65 SX
- 85 SX 2014
- 85 SX 2015
- 85 SX 2016
- 85 SX 2017
- 150 SX 2014
- 150 SX 2015
- 150 SX 2016

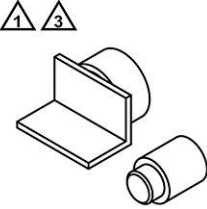
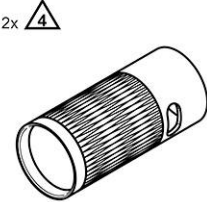
T106S Hook wrench	
	250 SX 2014
	250 SX 2015
	250 SX 2016
	350 SX-F 2014
	350 SX-F 2015
	350 SX-F 2016
	450 SX-F 2014
	450 SX-F 2015
	450 SX-F 2016
	125 SX 2014
	125 SX 2015
	125 SX 2016
	250 SX-F 2014
	250 SX-F 2015
	250 SX-F 2016
	Enduro E1 2 stroke
	250 EXC-F 2014
	250 EXC-F 2015
	250 EXC-F 2016
	250 EXC-F Six Days 2014
	250 EXC-F Six Days 2015
	250 EXC-F Six Days 2016
	250 EXC-F Factory Edition
	200 EXC
	250 EXC 2014
	250 EXC 2015
	250 EXC 2016
	250 EXC Six Days 2014
	250 EXC Six Days 2015
	250 EXC Six Days 2016
	250 EXC Factory Edition
	350 EXC-F 2014
	350 EXC-F 2015
	350 EXC-F 2016
	350 EXC-F Six Days 2014
	350 EXC-F Six Days 2015
	350 EXC-F Six Days 2016
	350 EXC-F Factory Edition
	450 EXC 2014
	450 EXC 2015
	450 EXC 2016
	450 EXC Six Days 2014
	450 EXC Six Days 2015
	450 EXC Six Days 2016
	450 EXC Factory Edition
	300 EXC 2014
	300 EXC 2015
	300 EXC 2016
	300 EXC Six Days 2014
	300 EXC Six Days 2015
	300 EXC Six Days 2016
	300 EXC Factory Edition
	500 EXC 2014

T106S Hook wrench	
	500 EXC 2015
	500 EXC 2016
	500 EXC Six Days 2014
	500 EXC Six Days 2015
	500 EXC Six Days 2016
	Freeride Dual Sport 2 stroke
	Freeride 350
	Freeride E-Ride
	150 XC
	250 XC-F 2014
	250 XC-F 2015
	250 XC-F 2016
	250 XCF-W
	200 XC-W
	250 XC-W 2014
	250 XC-W 2015
	250 XC-W 2016
	250 XC 2014
	250 XC 2015
	250 XC 2016
	350 XC-F 2014
	350 XC-F 2015
	350 XC-F 2016
	350 XCF-W
	350 XCF-W Six Days
	450 XC-F 2014
	450 XC-F 2015
	450 XC-F 2016
	450 XC-W
	300 XC 2014
	300 XC 2015
	300 XC 2016
	300 XC-W 2014
	300 XC-W 2015
	300 XC-W 2016
	300 XC-W Six Days 2014
	300 XC-W Six Days 2015
	300 XC-W Six Days 2016
	Cross Country E3 4 stroke
	Supermoto Competition
	690 SMC R 2014
	690 SMC R 2015
	690 SMC R 2016
	Supermoto E-Ride
	690 Enduro R 2014
	690 Enduro R 2015
	690 Enduro R 2016
	Naked Small
	690 Duke 2014
	690 Duke 2015
	690 Duke 2016
	690 Duke R 2014
	690 Duke R 2015

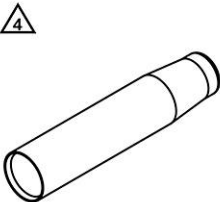
T106S Hook wrench			
	690 Duke R 2016		
	1290 Super Duke R 2014		
	1290 Super Duke R 2015		
	1290 Super Duke R 2016		
	1290 Super Duke R Special Edition		
	RC 125		
	RC 200		
	RC 250		
	RC 390 2014		
	RC 390 2015		
	RC 390 EU 2016		
	RC 390 ADAC CUP EU 2016		
	RC 390 AU 2016		
	RC 390 JP 2016		
	RC 390 US 2016		
	RC 390 CUP US 2016		
	RC 390 ASIA 2016		
	RC 390 CN 2016		
	RC 390 2017 CO 2016		
	RC 390 TH 2016		
RC 390 2017			
Super Bike Big			
Service	<input checked="" type="checkbox"/>	Repair	<input type="checkbox"/>
		optional	<input type="checkbox"/>

T107S Depth micrometer			
 <p>T107S</p>	Description/example of use		
	Tool for determining distances		
	used with model		
	50 SX 2017		
	50 SX 2018		
	50 SX Mini 2017		
	50 SX Mini 2018		
	65 SX		
	85 SX		
	MX		
	Enduro E1		
	Enduro E2		
	Enduro E3		
	Freeride		
	Cross Country		
	Supermoto		
	1090 Adventure R		
	1190 Adventure R		
	1290 Super Adventure R		
	Dual Sport Enduro		
Naked Mid			
Naked Big			
Super Bike Big			
Service	<input type="checkbox"/>	Repair	<input checked="" type="checkbox"/>
		optional	<input type="checkbox"/>

T1204 Mounting sleeve			
<div style="text-align: center;">  <p>T1204</p> </div>	<p>Description/example of use Tool for mounting and pressing out components (dirt scraper, DU bush)</p> <p>Technical data Diameter: 25.5 ... 30.5 mm (1.004 ... 1.201 in)</p> <p>used with model</p>	<p>Mini MX Enduro E1 Enduro E2 Enduro E3 Freeride Cross Country Supermoto Competition Supermoto E-Ride 1190 Adventure R 1290 Super Duke R 2014 1290 Super Duke R 2015 1290 Super Duke R 2016 1290 Super Duke R Special Edition</p>	
	<p>Service <input type="checkbox"/></p>	<p>Repair <input checked="" type="checkbox"/></p>	<p>optional <input type="checkbox"/></p>
T1205 Calibrating unit			
<div style="text-align: center;">  <p>T1205</p> </div>	<p>Description/example of use Tool for calibrating components (DU bush)</p> <p>Technical data Diameter: 18 mm (0.71 in)</p> <p>used with model</p>	<p>MX Enduro E1 Enduro E2 Enduro E3 Freeride Cross Country Supermoto Competition Supermoto E-Ride</p>	
	<p>Service <input type="checkbox"/></p>	<p>Repair <input checked="" type="checkbox"/></p>	<p>optional <input type="checkbox"/></p>
T1206 Pressing tool			
<div style="text-align: center;">  <p>T1206</p> </div>	<p>Description/example of use Tool for pressing in components (heim joint)</p> <p>Technical data Diameter: 15 ... 30 mm (0.59 ... 1.18 in)</p> <p>used with model</p>	<p>Mini MX Enduro E1 Enduro E2 Enduro E3 Freeride Cross Country Supermoto 1090 Adventure R 1190 Adventure R</p>	



T1206 Pressing tool			
	1290 Super Adventure R Dual Sport Enduro Naked Mid Naked Big Super Bike Big		
	Service	<input type="checkbox"/>	Repair <input checked="" type="checkbox"/> optional <input type="checkbox"/>
T1207S Pressing tool			
 <p>T1207S</p>	Description/example of use Tool for pressing in components (heim joint)		
	used with model Mini MX Enduro E1 Enduro E2 Enduro E3 Freeride Cross Country Supermoto Travel Naked Mid Naked Big Super Bike Big Touring		
Service	<input type="checkbox"/>	Repair <input checked="" type="checkbox"/>	optional <input type="checkbox"/>
T1214 Centering sleeve			
 <p>T1214</p>	Description/example of use Tool for centering components (plunger of piston rod)		
	Technical data Diameter: 50 mm (1.97 in)		
used with model Enduro E1 2 stroke 250 EXC-F 2014 250 EXC-F 2015 250 EXC-F 2016 250 EXC-F Six Days 2014 250 EXC-F Six Days 2015 250 EXC-F Six Days 2016 250 EXC-F Factory Edition 200 EXC 250 EXC 2014 250 EXC 2015 250 EXC 2016 250 EXC Six Days 2014 250 EXC Six Days 2015 250 EXC Six Days 2016 250 EXC Factory Edition 350 EXC-F 2014 350 EXC-F 2015 350 EXC-F 2016 350 EXC-F Six Days 2014			
Service	<input type="checkbox"/>	Repair <input checked="" type="checkbox"/>	optional <input type="checkbox"/>

T1214 Centering sleeve				
	350 EXC-F Six Days 2015			
	350 EXC-F Six Days 2016			
	350 EXC-F Factory Edition			
	450 EXC 2014			
	450 EXC 2015			
	450 EXC 2016			
	450 EXC Six Days 2014			
	450 EXC Six Days 2015			
	450 EXC Six Days 2016			
	450 EXC Factory Edition			
	300 EXC 2014			
	300 EXC 2015			
	300 EXC 2016			
	300 EXC Six Days 2014			
	300 EXC Six Days 2015			
	300 EXC Six Days 2016			
	300 EXC Factory Edition			
	500 EXC 2014			
	500 EXC 2015			
	500 EXC 2016			
	500 EXC Six Days 2014			
	500 EXC Six Days 2015			
	500 EXC Six Days 2016			
	250 XCF-W			
	200 XC-W			
	250 XC-W 2014			
	250 XC-W 2015			
	250 XC-W 2016			
	350 XCF-W			
	350 XCF-W Six Days			
	450 XC-W			
	300 XC-W 2014			
	300 XC-W 2015			
	300 XC-W 2016			
	300 XC-W Six Days 2014			
	300 XC-W Six Days 2015			
	300 XC-W Six Days 2016			
	Cross Country E3 4 stroke			
	Service	<input type="checkbox"/>	Repair	<input checked="" type="checkbox"/>
			optional	<input type="checkbox"/>


T1215 Mounting sleeve	
 <p>T1215</p>	<p>Description/example of use Tool for mounting components (seal ring retainer of piston rod)</p> <p>Technical data Diameter: 18 mm (0.71 in) used with model</p> <p>150 SX 2014 150 SX 2015 150 SX 2016 250 SX 2014 250 SX 2015 250 SX 2016 350 SX-F 2014</p>

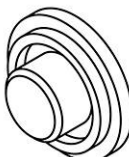
T1215 Mounting sleeve	
	350 SX-F 2015
	350 SX-F 2016
	450 SX-F
	125 SX 2014
	125 SX 2015
	125 SX 2016
	250 SX-F 2014
	250 SX-F 2015
	250 SX-F 2016
	Enduro E1 2 stroke
	250 EXC-F 2014
	250 EXC-F 2015
	250 EXC-F 2016
	250 EXC-F Six Days 2014
	250 EXC-F Six Days 2015
	250 EXC-F Six Days 2016
	250 EXC-F Factory Edition
	200 EXC
	250 EXC 2014
	250 EXC 2015
	250 EXC 2016
	250 EXC Six Days 2014
	250 EXC Six Days 2015
	250 EXC Six Days 2016
	250 EXC Factory Edition
	350 EXC-F 2014
	350 EXC-F 2015
	350 EXC-F 2016
	350 EXC-F Six Days 2014
	350 EXC-F Six Days 2015
	350 EXC-F Six Days 2016
	350 EXC-F Factory Edition
	450 EXC 2014
	450 EXC 2015
	450 EXC 2016
	450 EXC Six Days 2014
	450 EXC Six Days 2015
	450 EXC Six Days 2016
	450 EXC Factory Edition
	300 EXC 2014
	300 EXC 2015
	300 EXC 2016
	300 EXC Six Days 2014
	300 EXC Six Days 2015
	300 EXC Six Days 2016
	300 EXC Factory Edition
	500 EXC 2014
	500 EXC 2015
	500 EXC 2016
	500 EXC Six Days 2014
	500 EXC Six Days 2015
	500 EXC Six Days 2016
	150 XC

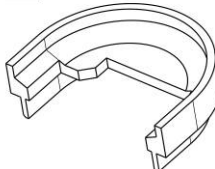
T1215 Mounting sleeve			
	250 XC-F 2014		
	250 XC-F 2015		
	250 XC-F 2016		
	250 XCF-W		
	200 XC-W		
	250 XC-W 2014		
	250 XC-W 2015		
	250 XC-W 2016		
	250 XC 2014		
	250 XC 2015		
	250 XC 2016		
	350 XC-F 2014		
	350 XC-F 2015		
	350 XC-F 2016		
	350 XCF-W		
	350 XCF-W Six Days		
	450 XC-F		
	450 XC-W		
	300 XC 2014		
	300 XC 2015		
	300 XC 2016		
	300 XC-W 2014		
	300 XC-W 2015		
	300 XC-W 2016		
	300 XC-W Six Days 2014		
	300 XC-W Six Days 2015		
	300 XC-W Six Days 2016		
	Cross Country E3 4 stroke		
	1090 Adventure		
	1090 Adventure R		
	1290 Super Adventure R		
	Service <input type="checkbox"/>	Repair <input checked="" type="checkbox"/>	optional <input type="checkbox"/>

T1216 Pressing tool	
  <p>T1216</p>	<p>Description/example of use Tool for pressing in components (seal ring retainer of piston rod)</p> <p>Technical data Diameter: 38 ... 49 mm (1.5 ... 1.93 in)</p> <p>used with model MX Enduro E1 2 stroke</p> <p>250 EXC-F 2014 250 EXC-F 2015 250 EXC-F 2016 250 EXC-F Six Days 2014 250 EXC-F Six Days 2015 250 EXC-F Six Days 2016 250 EXC-F Factory Edition 200 EXC 250 EXC 2014 250 EXC 2015 250 EXC 2016 250 EXC Six Days 2014</p>

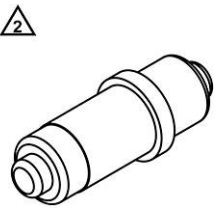
T1216 Pressing tool		
	250 EXC Six Days 2015	
	250 EXC Six Days 2016	
	250 EXC Factory Edition	
	350 EXC-F 2014	
	350 EXC-F 2015	
	350 EXC-F 2016	
	350 EXC-F Six Days 2014	
	350 EXC-F Six Days 2015	
	350 EXC-F Six Days 2016	
	350 EXC-F Factory Edition	
	450 EXC 2014	
	450 EXC 2015	
	450 EXC 2016	
	450 EXC Six Days 2014	
	450 EXC Six Days 2015	
	450 EXC Six Days 2016	
	450 EXC Factory Edition	
	300 EXC 2014	
	300 EXC 2015	
	300 EXC 2016	
	300 EXC Six Days 2014	
	300 EXC Six Days 2015	
	300 EXC Six Days 2016	
	300 EXC Factory Edition	
	500 EXC 2014	
	500 EXC 2015	
	500 EXC 2016	
	500 EXC Six Days 2014	
	500 EXC Six Days 2015	
	500 EXC Six Days 2016	
	150 XC	
	Cross Country E1 4 stroke	
	200 XC-W	
	250 XC-W 2014	
	250 XC-W 2015	
	250 XC-W 2016	
	250 XC	
	Cross Country E2 4 stroke	
	300 XC	
	300 XC-W 2014	
	300 XC-W 2015	
	300 XC-W 2016	
	300 XC-W Six Days 2014	
	300 XC-W Six Days 2015	
	300 XC-W Six Days 2016	
	Cross Country E3 4 stroke	
	Service <input type="checkbox"/>	Repair <input checked="" type="checkbox"/>
		optional <input type="checkbox"/>

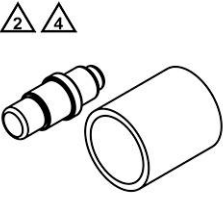
T1218 Pin wrench		
 <p>T1218</p>	Description/example of use Tool for removing components (rebound damping adjustment of piston rod)	
	Technical data adjustable Diameter: 3 mm (0.12 in) used with model 50 SX 2017 50 SX 2018 50 SX Mini 2017 50 SX Mini 2018 65 SX 2017 65 SX 2018 85 SX 2014 85 SX 2015 85 SX 2016 85 SX 2017	
Service	<input type="checkbox"/>	Repair <input checked="" type="checkbox"/> optional <input type="checkbox"/>

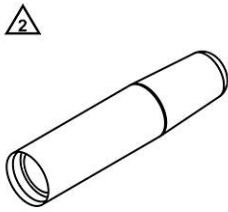
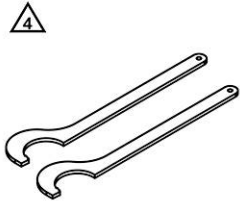
T129 Pressing tool		
 <p>T129</p>	Description/example of use Tool for pressing in components (heim joint)	
	Technical data Diameter: 15 ... 30 mm (0.59 ... 1.18 in) used with model 50 SX 50 SX Mini 50 SXS 50 SXS Mini Supermoto / Dual Sport Dual Sport Enduro Naked Mid Super Bike Big	
Service	<input type="checkbox"/>	Repair <input checked="" type="checkbox"/> optional <input type="checkbox"/>

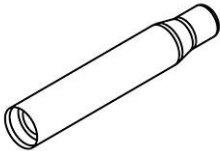
T1296 Filling adapter		
 <p>T1296</p>	Description/example of use Adapter for filling tool for filling the damper with nitrogen for use with T170S1	
	used with model 50 SX 2017 50 SX 2018 50 SX Mini 2017 50 SX Mini 2018 150 SX 2017 150 SX 2018 250 SX 2017 250 SX 2018 350 SX-F 2017 350 SX-F 2018 450 SX-F 2017 450 SX-F 2018 125 SX 2017	


T1296 Filling adapter		
	125 SX 2018	
	250 SX-F 2017	
	250 SX-F 2018	
	250 EXC-F 2014	
	250 EXC-F 2015	
	250 EXC-F 2016	
	250 EXC-F Six Days 2014	
	250 EXC-F Six Days 2015	
	250 EXC-F Six Days 2016	
	250 EXC-F Factory Edition	
	250 XC-F 2017	
	250 XC-F 2018	
	250 XCF-W	
	250 XC 2017	
	250 XC 2018	
	350 XC-F 2017	
	350 XC-F 2018	
450 XC-F 2017		
450 XC-F 2018		
300 XC 2017		
300 XC 2018		
Service	<input type="checkbox"/>	Repair <input checked="" type="checkbox"/>
		optional <input type="checkbox"/>

T1504 Pressing tool		
 <p>T1504</p>	Description/example of use	Tool for positioning components (DU bush in seal ring retainer)
	Technical data	Diameter: 18 mm (0.71 in)
	used with model	
	MX	
	Enduro E1	
	Enduro E2	
	Enduro E3	
	Freeride	
	Cross Country	
	Supermoto Competition	
Supermoto E-Ride		
Service	<input type="checkbox"/>	Repair <input checked="" type="checkbox"/>
		optional <input type="checkbox"/>

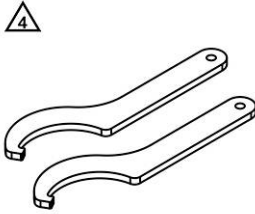
T150S Mounting tool		
 <p>T150S</p>	Description/example of use	Tool for pressing in components (DU bush in seal ring retainer)
	used with model	
	MX	
	Enduro E1	
	Enduro E2	
	Enduro E3	
	Freeride	
	Cross Country	
	Supermoto Competition	
	Supermoto E-Ride	
Service	<input type="checkbox"/>	Repair <input checked="" type="checkbox"/>
		optional <input type="checkbox"/>

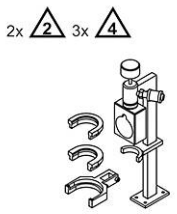
T1515 Mounting sleeve			
 <p>T1515</p>	Description/example of use Tool for mounting components (seal ring retainer on piston rod)		
	Technical data Diameter: 18 mm (0.71 in)		
used with model			
85 SX 2014			
85 SX 2015			
85 SX 2016			
85 SX 2017			
150 SX 2017			
150 SX 2018			
250 SX 2017			
250 SX 2018			
350 SX-F 2017			
350 SX-F 2018			
450 SX-F 2017			
450 SX-F 2018			
125 SX 2017			
125 SX 2018			
250 SX-F 2017			
250 SX-F 2018			
250 XC-F 2017			
250 XC-F 2018			
250 XC 2017			
250 XC 2018			
350 XC-F 2017			
350 XC-F 2018			
450 XC-F 2017			
450 XC-F 2018			
300 XC 2017			
300 XC 2018			
Supermoto / Dual Sport			
Dual Sport Enduro			
Naked Mid			
Service	<input type="checkbox"/>	Repair	<input checked="" type="checkbox"/>
		optional	<input type="checkbox"/>
T1533 Hook wrench			
 <p>T1533</p>	Description/example of use Tool for tensioning and releasing the springs (2 units)		
	Technical data Diameter: 59 mm (2.32 in)		
used with model			
50 SX			
50 SX Mini			
50 SXS			
50 SXS Mini			
65 SX			
Service	<input checked="" type="checkbox"/>	Repair	<input type="checkbox"/>
		optional	<input type="checkbox"/>

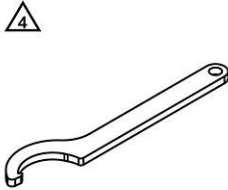
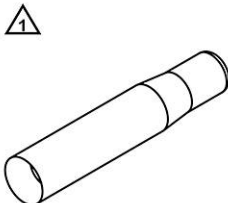
T1554 Mounting sleeve	
 <p>T1554</p>	<p>Description/example of use Tool for mounting components (seal ring retainer on piston rod)</p> <p>Technical data Diameter: 18 mm (0.71 in)</p> <p>used with model</p> <p>85 SX 2018 250 EXC-F 2017 250 EXC-F 2018 250 EXC-F Six Days 2017 250 EXC-F Six Days 2018 250 EXC 2017 250 EXC 2018 250 EXC Six Days 2017 250 EXC Six Days 2018 350 EXC-F 2017 350 EXC-F 2018 350 EXC-F Six Days 2017 350 EXC-F Six Days 2018 450 EXC 2017 450 EXC 2018 450 EXC Six Days 2017 450 EXC Six Days 2018 300 EXC 2017 300 EXC 2018 300 EXC Six Days 2017 300 EXC Six Days 2018 500 EXC 2017 500 EXC 2018 500 EXC Six Days 2017 500 EXC Six Days 2018</p> <p>Freeride 125 XC-W 150 XC-W 250 XC-W 2017 250 XC-W 2018 300 XC-W 2017 300 XC-W 2018 300 XC-W Six Days 2017 300 XC-W Six Days 2018</p> <p>Supermoto E-Ride 1190 Adventure R Naked Big</p>
<p>Service <input type="checkbox"/> Repair <input checked="" type="checkbox"/> optional <input type="checkbox"/></p>	


T1565 Filling adapter	
 <p>T1565</p>	<p>Description/example of use Adapter for filling tool for filling the damper with nitrogen</p> <p>for use with T170S1</p> <p>used with model</p> <p>85 SX 2018 250 EXC-F 2017 250 EXC-F 2018</p>


T1565 Filling adapter			
	250 EXC-F Six Days 2017		
	250 EXC-F Six Days 2018		
	250 EXC 2017		
	250 EXC 2018		
	250 EXC Six Days 2017		
	250 EXC Six Days 2018		
	350 EXC-F 2017		
	350 EXC-F 2018		
	350 EXC-F Six Days 2017		
	350 EXC-F Six Days 2018		
	450 EXC 2017		
	450 EXC 2018		
	450 EXC-F Six Days US 2017		
	450 EXC Six Days 2018		
	300 EXC 2017		
	300 EXC 2018		
	300 EXC Six Days 2017		
	300 EXC Six Days 2018		
	500 EXC 2017		
	500 EXC 2018		
	500 EXC Six Days 2017		
	500 EXC Six Days 2018		
	Freeride 250 F		
	125 XC-W		
	150 XC-W		
	250 XC-W 2017		
	250 XC-W 2018		
	300 XC-W 2017		
	300 XC-W 2018		
	300 XC-W Six Days 2017		
300 XC-W Six Days 2018			
Service	<input type="checkbox"/>	Repair	<input checked="" type="checkbox"/>
		optional	<input type="checkbox"/>


T157S Hook wrench			
 <p>T157S</p>	Description/example of use Tool for tensioning and releasing the springs (2 units)		
	Technical data Diameter: 70 mm (2.76 in) used with model Naked Mid		
Service	<input checked="" type="checkbox"/>	Repair	<input type="checkbox"/>
		optional	<input type="checkbox"/>


T170S1 Filling tool			
 <p>T170S1</p>	Description/example of use Tool for filling the damper with nitrogen		
	used with model	matching tools / articles are	
Mini	T1296		
MX	T1565		
Enduro E1			
Enduro E2			
Enduro E3			






T170S1 Filling tool			
	Freeride Cross Country Supermoto 1090 Adventure R 1190 Adventure R 1290 Super Adventure R Dual Sport Enduro Naked Mid Naked Big Super Bike Big		
	Service <input type="checkbox"/>	Repair <input checked="" type="checkbox"/>	optional <input type="checkbox"/>
T304 Hook wrench			
 <p>T304</p>	Description/example of use Tool for tensioning and releasing the springs Technical data Diameter: 58 ... 62 mm (2.28 ... 2.44 in) used with model 50 SX 50 SX Mini 50 SXS 50 SXS Mini 65 SX		
	Service <input checked="" type="checkbox"/>	Repair <input type="checkbox"/>	optional <input type="checkbox"/>
T313 Mounting sleeve			
 <p>T313</p>	Description/example of use Tool for mounting components (seal ring retainer on piston rod) Technical data Diameter: 14 mm (0.55 in) used with model 50 SX 50 SX Mini 50 SXS 50 SXS Mini 65 SX Super Bike Big		
	Service <input type="checkbox"/>	Repair <input checked="" type="checkbox"/>	optional <input type="checkbox"/>






1086001 Tool panel			
 <p>1086001</p>	<p>Description/example of use Grey perforated panel for hanging tools, the number of tool panels required is determined by size of the tools and the specific local circumstances (one unit included)</p> <p>Technical data Wall mounting elements included: 9 pcs Width: 1,050 mm (41.34 in) Height: 1,000 mm (39.37 in)</p>		
	<p>matching tools / articles are 2286003 2286005 2286007</p>		
Service	<input checked="" type="checkbox"/>	Repair	<input type="checkbox"/>
		optional	<input type="checkbox"/>






1086002 Tool panel			
 <p>1086002</p>	<p>Description/example of use Grey perforated panel for hanging tools, the number of tool panels required is determined by size of the tools and the specific local circumstances (one unit included)</p> <p>Technical data Wall mounting elements included: 6 pcs Width: 525 mm (20.67 in) Height: 1,000 mm (39.37 in)</p>		
	<p>matching tools / articles are 2286004 2286006 2286008</p>		
Service	<input checked="" type="checkbox"/>	Repair	<input type="checkbox"/>
		optional	<input type="checkbox"/>






2286003 KTM header			
 <p>2286003</p>	<p>Description/example of use Sticker with KTM logo for sticking on the tool panel</p> <p>Technical data Width: 1,050 mm (41.34 in) Height: 98 mm (3.86 in)</p>		
	<p>for use with 1086001</p>		
Service	<input checked="" type="checkbox"/>	Repair	<input type="checkbox"/>
		optional	<input type="checkbox"/>





2286004 KTM header			
 <p>2286004</p>	<p>Description/example of use Sticker with KTM logo for sticking on the tool panel</p> <p>Technical data Width: 525 mm (20.67 in) Height: 98 mm (3.86 in)</p>		
	<p>for use with 1086002</p>		
Service	<input checked="" type="checkbox"/>	Repair	<input type="checkbox"/>
		optional	<input type="checkbox"/>

2286005 KTM and Husqvarna Motorcycles header			
 <p>2286005</p>	Description/example of use Sticker with KTM and Husqvarna Motorcycles logo for sticking on the tool panel		
	Technical data for use with Width: 1,050 mm (41.34 in) 1086001 Height: 98 mm (3.86 in)		
Service <input checked="" type="checkbox"/>		Repair <input type="checkbox"/>	optional <input type="checkbox"/>
2286006 KTM and Husqvarna Motorcycles header			
 <p>2286006</p>	Description/example of use Sticker with KTM and Husqvarna Motorcycles logo for sticking on the tool panel		
	Technical data for use with Width: 525 mm (20.67 in) 1086002 Height: 98 mm (3.86 in)		
Service <input checked="" type="checkbox"/>		Repair <input type="checkbox"/>	optional <input type="checkbox"/>
2286007 WP header			
 <p>2286007</p>	Description/example of use Sticker with WP logo for sticking on the tool panel		
	Technical data for use with Width: 1,050 mm (41.34 in) 1086001 Height: 98 mm (3.86 in)		
Service <input checked="" type="checkbox"/>		Repair <input type="checkbox"/>	optional <input type="checkbox"/>
2286008 WP header			
 <p>2286008</p>	Description/example of use Sticker with WP logo for sticking on the tool panel		
	Technical data for use with Width: 525 mm (20.67 in) 1086002 Height: 98 mm (3.86 in)		
Service <input checked="" type="checkbox"/>		Repair <input type="checkbox"/>	optional <input type="checkbox"/>
4086601 Label kit			
 <p>4086601</p>	Description/example of use Sheet of labels including magnets covering all images of current tools which are supplied with brackets and magnetic labels. Scope changes continually as new tools are added		
	Spare parts		

4086602 WP label kit	
 <p>4086602</p>	<p>Description/example of use</p> <p>Sheet of labels including magnets covering all images of current tools which are supplied with brackets and magnetic labels. Scope changes continually as new tools are added</p>
Spare parts	
3287001 Clamp	
 <p>3287001</p>	<p>Description/example of use</p> <p>Clamp for hanging tool (1 set = 10 units), incl. screws and nuts</p> <p>Technical data</p> <p>For tool with diameter: 0 ... 20 mm (0 ... 0.79 in)</p>
Spare parts	
3287002 Clamp	
 <p>3287002</p>	<p>Description/example of use</p> <p>Clamp for hanging tool (1 set = 10 units), incl. screws and nuts</p> <p>Technical data</p> <p>For tool with diameter: 15 ... 30 mm (0.59 ... 1.18 in)</p>
Spare parts	
3287003 Clamp	
 <p>3287003</p>	<p>Description/example of use</p> <p>Clamp for hanging tool (1 set = 10 units), incl. screws and nuts</p> <p>Technical data</p> <p>For tool with diameter: 25 ... 40 mm (0.98 ... 1.57 in)</p>
Spare parts	
3287004 Hook	
 <p>3287004</p>	<p>Description/example of use</p> <p>Hook for hanging tool (1 set = 10 units), incl. screws and nuts</p> <p>Technical data</p> <p>Lightweight version</p> <p>Hook length: 60 mm (2.36 in)</p>
Spare parts	

3287005 Hook	
 3287005	Description/example of use Hook for hanging tool (1 set = 10 units), incl. screws and nuts Technical data Lightweight version Hook length: 100 mm (3.94 in)
Spare parts	
3287006 Hook	
 3287006	Description/example of use Hook for hanging tool (1 set = 5 units), incl. screws and nuts Technical data Heavy-duty version Hook length: 120 mm (4.72 in)
Spare parts	
3287007 Hook	
 3287007	Description/example of use Hook for hanging tool (1 set = 5 units), incl. screws and nuts Technical data Heavy-duty version Hook length: 200 mm (7.87 in)
Spare parts	
3287008 Hook	
 3287008	Description/example of use Hook for hanging tool (1 set = 10 units), incl. screws and nuts Technical data Heavy duty, straight design Hook length: 100 mm (3.94 in)
Spare parts	
3287009 Hook	
 3287009	Description/example of use Hook for hanging tool (1 set = 5 units), incl. screws and nuts Technical data Rubberized version Hook length: 100 mm (3.94 in)
Spare parts	

3287010 Hook	
 3287010	Description/example of use Hook for hanging tool (1 set = 10 units), incl. screws and nuts Technical data U-shaped design Hook length: 100 mm (3.94 in)
Spare parts	
3287011 Magnet holder	
 3287011	Description/example of use Magnet for holding tool (1 set = 5 units) Technical data Diameter: 45 mm (1.77 in)
Spare parts	
3287012 Metal box	
 3287012	Description/example of use Small wire mesh tray for keeping tools, incl. screws and nuts Technical data Length: 160 mm (6.3 in) Width: 110 mm (4.33 in) Height: 50 mm (1.97 in)
Spare parts	
3287013 Clamp	
 3287013	Description/example of use Clamp for hanging tool (1 set = 5 units), incl. screws and nuts Technical data For tool with diameter: 35 ... 70 mm (1.38 ... 2.76 in)
Spare parts	
3287014 Hook	
 3287014	Description/example of use Hook for hanging tool (1 set = 5 units), incl. screws and nuts Technical data Angled version Hook length: 100 mm (3.94 in)
Spare parts	

3287015 Hook	
 <p>3287015</p>	<p>Description/example of use Hook for hanging tool (1 set = 5 units), incl. screws and nuts</p> <p>Technical data Angled version Hook length: 200 mm (7.87 in)</p>
Spare parts	
3287016 Metal box	
 <p>3287016</p>	<p>Description/example of use Large wire mesh tray for keeping tools, incl. screws and nuts</p> <p>Technical data Length: 270 mm (10.63 in) Width: 150 mm (5.91 in) Height: 50 mm (1.97 in)</p>
Spare parts	
3287017 Hook	
 <p>3287017</p>	<p>Description/example of use Hook for hanging tool (1 set = 10 units), incl. screws and nuts</p> <p>Technical data Circular design Diameter: 35 mm (1.38 in)</p>
Spare parts	
3287018 Hook	
 <p>3287018</p>	<p>Description/example of use Hook for hanging tool (1 set = 10 units), incl. screws and nuts</p> <p>Technical data U-shaped design Hook length: 50 mm (1.97 in)</p>
Spare parts	

KTM	
Offroad	
Mini	
Mini MX	
Mini MX 2 stroke	
50 SX	
50 SX 2014	50 SX 2014
50 SX 2015	50 SX 2015
50 SX 2016	50 SX 2016
50 SX 2017	50 SX 2017
50 SX 2018	50 SX 2018
50 SX Mini	
50 SX Mini 2014	50 SX Mini 2014
50 SX Mini 2015	50 SX Mini 2015
50 SX Mini 2016	50 SX Mini 2016
50 SX Mini 2017	50 SX Mini 2017
50 SX Mini 2018	50 SX Mini 2018
50 SXS	
50 SXS 2016	50 SXS 2016
50 SXS Mini	
50 SXS Mini 2016	50 SXS Mini 2016
65 SX	
65 SX 2014	65 SX 2014
65 SX 2015	65 SX 2015
65 SX 2016	65 SX 2016
65 SX 2017	65 SX 2017
65 SX 2018	65 SX 2018
85 SX	
85 SX 2014	85 SX 17/14 2014 85 SX 19/16 2014
85 SX 2015	85 SX 17/14 2015 85 SX 19/16 2015
85 SX 2016	85 SX 17/14 2016 85 SX 19/16 2016

				85 SX 2017
				85 SX 17/14 2017
				85 SX 19/16 2017
				85 SX 2018
				85 SX 17/14 2018
				85 SX 19/16 2018
	MX			
		MX1		
			MX1 2 stroke	
				150 SX
				150 SX 2014
				150 SX EU 2014
				150 SX US 2014
				150 SX 2015
				150 SX EU 2015
				150 SX US 2015
				150 SX 2016
				150 SX EU 2016
				150 SX US 2016
				150 SX 2017
				150 SX EU 2017
				150 SX US 2017
				150 SX 2018
				150 SX EU 2018
				150 SX US 2018
				250 SX
				250 SX 2014
				250 SX EU 2014
				250 SX US 2014
				250 SX 2015
				250 SX EU 2015
				250 SX US 2015
				250 SX 2016
				250 SX EU 2016
				250 SX US 2016
				250 SX 2017
				250 SX EU 2017
				250 SX US 2017
				250 SX 2018
				250 SX EU 2018
				250 SX US 2018
				MX1 4 stroke
				350 SX-F
				350 SX-F 2014
				350 SX-F EU 2014
				350 SX-F US 2014
				350 SX-F 2015
				350 SX-F EU 2015
				350 SX-F US 2015
				350 SX-F 2016
				350 SX-F EU 2016
				350 SX-F US 2016
				350 SX-F 2017
				350 SX-F EU 2017

				350 SX-F US 2017
			350 SX-F 2018	
				350 SX-F EU 2018
				350 SX-F US 2018
		450 SX-F		
			450 SX-F 2014	
				450 SX-F EU 2014
				450 SX-F US 2014
				450 SX-F Factory Edition US 2014
			450 SX-F 2015	
				450 SX-F EU 2015
				450 SX-F US 2015
				450 SX-F Factory Edition US 2015
			450 SX-F 2016	
				450 SX-F EU 2016
				450 SX-F US 2016
				450 SX-F Factory Edition US 2016
			450 SX-F 2017	
				450 SX-F EU 2017
				450 SX-F US 2017
				450 SX-F Factory Edition US 2017
			450 SX-F 2018	
				450 SX-F EU 2018
				450 SX-F US 2018
		MX2		
			MX2 2 stroke	
				125 SX
				125 SX 2014
				125 SX EU 2014
				125 SX US 2014
				125 SX 2015
				125 SX EU 2015
				125 SX US 2015
				125 SX 2016
				125 SX EU 2016
				125 SX US 2016
				125 SX 2017
				125 SX EU 2017
				125 SX US 2017
				125 SX 2018
				125 SX EU 2018
				125 SX US 2018
			MX2 4 stroke	
				250 SX-F
				250 SX-F 2014
				250 SX-F EU 2014
				250 SX-F US 2014
				250 SX-F 2015
				250 SX-F EU 2015
				250 SX-F US 2015
				250 SX-F Factory Edition US 2015
				250 SX-F 2016
				250 SX-F EU 2016
				250 SX-F US 2016

				250 SX-F Factory Edition US 2016
			250 SX-F 2017	
				250 SX-F EU 2017
				250 SX-F US 2017
				250 SX-F Factory Edition US 2017
			250 SX-F 2018	
				250 SX-F EU 2018
				250 SX-F US 2018
	Enduro			
		Enduro E1		
			Enduro E1 2 stroke	
				125 EXC
				125 EXC 2014
				125 EXC EU 2014
				125 EXC 2015
				125 EXC EU 2015
				125 EXC 2016
				125 EXC EU 2016
				125 EXC Six Days
				125 EXC Six Days 2014
				125 EXC Six Days EU 2014
				125 EXC Six Days 2015
				125 EXC Six Days EU 2015
				125 EXC Six Days 2016
				125 EXC Six Days EU 2016
				125 EXC Factory Edition
				125 EXC Factory Edition 2015
				125 EXC Factory Edition EU 2015
			Enduro E1 4 stroke	
				250 EXC-F
				250 EXC-F 2014
				250 EXC-F EU 2014
				250 EXC-F AU 2014
				250 EXC-F 2015
				250 EXC-F EU 2015
				250 EXC-F AU 2015
				250 EXC-F BR 2015
				250 EXC-F 2016
				250 EXC-F EU 2016
				250 EXC-F AU 2016
				250 EXC-F BR 2016
				250 EXC-F 2017
				250 EXC-F EU 2017
				250 EXC-F AU 2017
				250 EXC-F US 2017
				250 EXC-F BR 2017
				250 EXC-F 2018
				250 EXC-F EU 2018
				250 EXC-F AU 2018
				250 EXC-F US 2018
				250 EXC-F BR 2018
				250 EXC-F Six Days
				250 EXC-F Six Days 2014
				250 EXC-F Six Days EU 2014

250 EXC-F Six Days 2015

250 EXC-F Six Days EU 2015

250 EXC-F Six Days 2016

250 EXC-F Six Days EU 2016

250 EXC-F Six Days 2017

250 EXC-F Six Days EU 2017

250 EXC-F Six Days 2018

250 EXC-F Six Days EU 2018

250 EXC-F Factory Edition**250 EXC-F Factory Edition 2015**

250 EXC-F Factory Edition EU 2015

Enduro E2**Enduro E2 2 stroke****200 EXC****200 EXC 2014**

200 EXC EU 2014

200 EXC AU 2014

200 EXC 2015

200 EXC EU 2015

200 EXC AU 2015

200 EXC 2016

200 EXC EU 2016

200 EXC AU 2016

250 EXC**250 EXC 2014**

250 EXC EU 2014

250 EXC AU 2014

250 EXC 2015

250 EXC EU 2015

250 EXC AU 2015

250 EXC 2016

250 EXC EU 2016

250 EXC AU 2016

250 EXC 2017

250 EXC EU 2017

250 EXC AU 2017

250 EXC 2018

250 EXC TPI EU 2018

250 EXC AU 2018

250 EXC Six Days**250 EXC Six Days 2014**

250 EXC Six Days EU 2014

250 EXC Six Days 2015

250 EXC Six Days EU 2015

250 EXC Six Days 2016

250 EXC Six Days EU 2016

250 EXC Six Days 2017

250 EXC Six Days EU 2017

250 EXC Six Days 2018

250 EXC Six Days TPI EU 2018

250 EXC Factory Edition**250 EXC Factory Edition 2015**

250 EXC Factory Edition EU 2015

Enduro E2 4 stroke

350 EXC-F**350 EXC-F 2014**

350 EXC-F EU 2014
 350 EXC-F AU 2014
 350 EXC-F US 2014

350 EXC-F 2015

350 EXC-F EU 2015
 350 EXC-F AU 2015
 350 EXC-F US 2015
 350 EXC-F BR 2015

350 EXC-F 2016

350 EXC-F EU 2016
 350 EXC-F AU 2016
 350 EXC-F US 2016
 350 EXC-F BR 2016

350 EXC-F 2017

350 EXC-F EU 2017
 350 EXC-F AU 2017
 350 EXC-F US 2017
 350 EXC-F BR 2017

350 EXC-F 2018

350 EXC-F EU 2018
 350 EXC-F AU 2018
 350 EXC-F US 2018
 350 EXC-F BR 2018

350 EXC-F Six Days**350 EXC-F Six Days 2014**

350 EXC-F Six Days EU 2014

350 EXC-F Six Days 2015

350 EXC-F Six Days EU 2015

350 EXC-F Six Days 2016

350 EXC-F Six Days EU 2016

350 EXC-F Six Days 2017

350 EXC-F Six Days EU 2017

350 EXC-F Six Days 2018

350 EXC-F Six Days EU 2018
 350 EXC-F Six Days BR 2018

350 EXC-F Factory Edition**350 EXC-F Factory Edition 2015**

350 EXC-F Factory Edition EU 2015

450 EXC**450 EXC 2014**

450 EXC EU 2014
 450 EXC AU 2014

450 EXC 2015

450 EXC EU 2015
 450 EXC AU 2015

450 EXC 2016

450 EXC EU 2016
 450 EXC AU 2016

450 EXC 2017

450 EXC-F EU 2017
 450 EXC-F AU 2017

450 EXC 2018

450 EXC-F EU 2018

450 EXC-F AU 2018

450 EXC Six Days**450 EXC Six Days 2014**

450 EXC Six Days EU 2014

450 EXC Six Days 2015

450 EXC Six Days EU 2015

450 EXC Six Days 2016

450 EXC Six Days EU 2016

450 EXC Six Days 2017

450 EXC-F Six Days EU 2017

450 EXC-F Six Days US 2017

450 EXC Six Days 2018

450 EXC-F Six Days EU 2018

450 EXC-F Six Days US 2018

450 EXC Factory Edition**450 EXC Factory Edition 2015**

450 EXC Factory Edition EU 2015

Enduro E3**Enduro E3 2 stroke****300 EXC****300 EXC 2014**

300 EXC EU 2014

300 EXC AU 2014

300 EXC 2015

300 EXC EU 2015

300 EXC AU 2015

300 EXC BR 2015

300 EXC 2016

300 EXC EU 2016

300 EXC AU 2016

300 EXC BR 2016

300 EXC 2017

300 EXC EU 2017

300 EXC AU 2017

300 EXC BR 2017

300 EXC 2018

300 EXC TPI EU 2018

300 EXC AU 2018

300 EXC BR 2018

300 EXC Six Days**300 EXC Six Days 2014**

300 EXC Six Days EU 2014

300 EXC Six Days 2015

300 EXC Six Days EU 2015

300 EXC Six Days 2016

300 EXC Six Days EU 2016

300 EXC Six Days 2017

300 EXC Six Days EU 2017

300 EXC Six Days 2018

300 EXC Six Days TPI EU 2018

300 EXC Factory Edition**300 EXC Factory Edition 2015**

300 EXC Factory Edition EU 2015

Enduro E3 4 stroke**500 EXC****500 EXC 2014**

500 EXC EU 2014

500 EXC AU 2014

500 EXC US 2014

500 EXC 2015

500 EXC EU 2015

500 EXC AU 2015

500 EXC US 2015

500 EXC 2016

500 EXC EU 2016

500 EXC AU 2016

500 EXC US 2016

500 EXC 2017

500 EXC-F EU 2017

500 EXC-F AU 2017

500 EXC-F US 2017

500 EXC 2018

500 EXC-F EU 2018

500 EXC-F AU 2018

500 EXC-F US 2018

500 EXC Six Days**500 EXC Six Days 2014**

500 EXC Six Days EU 2014

500 EXC Six Days 2015

500 EXC Six Days EU 2015

500 EXC Six Days 2016

500 EXC Six Days EU 2016

500 EXC Six Days US 2016

500 EXC Six Days 2017

500 EXC-F Six Days EU 2017

500 EXC Six Days 2018

500 EXC-F Six Days EU 2018

Rally**Rally 4 stroke****450 Rally****450 Rally 2014**

450 Rally Factory Replica 2014

450 Rally 2015

450 Rally Factory Replica 2015

450 Rally 2016

450 Rally Factory Replica 2016

450 Rally 2017

450 Rally Factory Replica 2017

450 Rally Factory Replica US 2017

Freeride**Freeride Dual Sport****Freeride Dual Sport 2 stroke****Freeride 250 R****Freeride 250 R 2014**

Freeride 250 R EU 2014

Freeride 250 R AU 2014

Freeride 250 R 2015

				Freeride 250 R EU 2015
				Freeride 250 R AU 2015
				Freeride 250 R US 2015
			Freeride 250 R 2016	
				Freeride 250 R EU 2016
				Freeride 250 R AU 2016
				Freeride 250 R US 2016
			Freeride 250 R 2017	
				Freeride 250 R EU 2017
				Freeride 250 R US 2017
		Freeride Dual Sport 4 stroke		
		Freeride 250 F		
		Freeride 250 F 2018		
				Freeride 250 F EU 2018
		Freeride 350		
		Freeride 350 2014		
				Freeride 350 EU 2014
				Freeride 350 AU 2014
		Freeride 350 2015		
				Freeride 350 EU 2015
				Freeride 350 AU 2015
		Freeride 350 2016		
				Freeride 350 EU 2016
				Freeride 350 AU 2016
		Freeride 350 2017		
				Freeride 350 EU 2017
				Freeride 350 AU 2017
		Freeride E-Ride		
		Freeride E-Ride Electro		
		Freeride E-SX		
		Freeride E-SX 2014		
				Freeride E-SX EU 2014
		Freeride E-SX 2015		
				Freeride E-SX EU 2015
		Freeride E-SX 2016		
				Freeride E-SX EU 2016
		Freeride E-XC		
		Freeride E-XC 2015		
				Freeride E-XC EU 2015
		Freeride E-XC 2016		
				Freeride E-XC EU 2016
		Freeride E-XC 2017		
				Freeride E-XC EU 2017
		Freeride E-XC 2018		
				Freeride E-XC EU 2018
	Cross Country			
	Cross Country E1			
		Cross Country E1 2 stroke		
		125 XC-W		
		125 XC-W 2017		
				125 XC-W EU 2017
		125 XC-W 2018		
				125 XC-W EU 2018
		150 XC		

				150 XC 2014
				150 XC US 2014
			150 XC-W	
				150 XC-W 2017
				150 XC-W US 2017
				150 XC-W 2018
				150 XC-W US 2018
			Cross Country E1 4 stroke	
			250 XC-F	
				250 XC-F 2014
				250 XC-F US 2014
				250 XC-F 2015
				250 XC-F US 2015
				250 XC-F 2016
				250 XC-F US 2016
				250 XC-F 2017
				250 XC-F US 2017
				250 XC-F 2018
				250 XC-F US 2018
			250 XCF-W	
				250 XCF-W 2014
				250 XCF-W US 2014
				250 XCF-W 2015
				250 XCF-W US 2015
				250 XCF-W 2016
				250 XCF-W US 2016
			Cross Country E2	
			Cross Country E2 2 stroke	
			200 XC-W	
				200 XC-W 2014
				200 XC-W US 2014
				200 XC-W 2015
				200 XC-W US 2015
				200 XC-W 2016
				200 XC-W US 2016
			250 XC-W	
				250 XC-W 2014
				250 XC-W US 2014
				250 XC-W 2015
				250 XC-W US 2015
				250 XC-W 2016
				250 XC-W US 2016
				250 XC-W 2017
				250 XC-W US 2017
				250 XC-W 2018
				250 XC-W US 2018
				250 XC-W TPI US 2018
			250 XC	
				250 XC 2014
				250 XC US/EU 2014
				250 XC 2015
				250 XC US/EU 2015
				250 XC 2016
				250 XC US/EU 2016

				250 XC 2017
				250 XC US 2017
				250 XC 2018
				250 XC US 2018
				Cross Country E2 4 stroke
				350 XC-F
				350 XC-F 2014
				350 XC-F US 2014
				350 XC-F 2015
				350 XC-F US 2015
				350 XC-F 2016
				350 XC-F US 2016
				350 XC-F 2017
				350 XC-F US 2017
				350 XC-F 2018
				350 XC-F US 2018
				350 XCF-W
				350 XCF-W 2014
				350 XCF-W US 2014
				350 XCF-W 2015
				350 XCF-W US 2015
				350 XCF-W 2016
				350 XCF-W US 2016
				350 XCF-W Six Days
				350 XCF-W Six Days 2014
				350 XCF-W Six Days US 2014
				350 XCF-W Six Days 2015
				350 XCF-W Six Days US 2015
				350 XCF-W Six Days 2016
				350 XCF-W Six Days US 2016
				450 XC-F
				450 XC-F 2014
				450 XC-F US 2014
				450 XC-F 2015
				450 XC-F US 2015
				450 XC-F 2016
				450 XC-F US 2016
				450 XC-F 2017
				450 XC-F US 2017
				450 XC-F 2018
				450 XC-F US 2018
				450 XC-W
				450 XC-W 2014
				450 XC-W US 2014
				450 XC-W 2015
				450 XC-W US 2015
				450 XC-W 2016
				450 XC-W US 2016
				Cross Country E3
				Cross Country E3 2 stroke
				300 XC
				300 XC 2014
				300 XC US/EU 2014
				300 XC 2015

					300 XC US/EU 2015
					300 XC 2016
					300 XC US/EU 2016
					300 XC 2017
					300 XC US 2017
					300 XC 2018
					300 XC US 2018
				300 XC-W	
					300 XC-W 2014
					300 XC-W US 2014
					300 XC-W 2015
					300 XC-W US 2015
					300 XC-W 2016
					300 XC-W US 2016
					300 XC-W 2017
					300 XC-W US 2017
					300 XC-W 2018
					300 XC-W US 2018
				300 XC-W Six Days	
					300 XC-W Six Days 2014
					300 XC-W Six Days US 2014
					300 XC-W Six Days 2015
					300 XC-W Six Days US 2015
					300 XC-W Six Days 2016
					300 XC-W Six Days US 2016
					300 XC-W Six Days 2017
					300 XC-W Six Days US 2017
					300 XC-W Six Days 2018
					300 XC-W Six Days US 2018
				Cross Country E3 4 stroke	
				500 XC-W	
					500 XC-W 2014
					500 XC-W US 2014
					500 XC-W 2015
					500 XC-W US 2015
					500 XC-W 2016
					500 XC-W US 2016
				Street	
				Supermoto	
				Supermoto Competition	
				Supermoto Competition 4 stroke	
				450 SMR	
					450 SMR 2014
					450 SMR 2014
				Supermoto / Dual Sport	
				Supermoto / Dual Sport SM Mid	
				690 SMC R	
					690 SMC R 2014
					690 SMC R EU 2014
					690 SMC R AU 2014
					690 SMC R 2015
					690 SMC R EU 2015
					690 SMC R 2016
					690 SMC R EU 2016

690 SMC R AU 2016

690 SMC R 2017

690 SMC R EU 2017

Supermoto E-Ride**Supermoto E-Ride Electro****Freeride E-SM****Freeride E-SM 2015**

Freeride E-SM EU 2015

Freeride E-SM 2016

Freeride E-SM EU 2016

Travel**Travel Enduro****Travel Big****1050 Adventure****1050 Adventure 2015**

1050 Adventure EU 2015

1050 Adventure AU 2015

1050 Adventure 2016

1050 Adventure EU 2016

1050 Adventure AU 2016

1050 Adventure MY 2016

1090 Adventure**1090 Adventure 2017**

1090 Adventure EU 2017

1090 Adventure L EU 2017

1090 Adventure CN 2017

1090 Adventure R**1090 Adventure R 2017**

1090 Adventure R EU 2017

1090 Adventure R US 2017

1190 Adventure**1190 Adventure 2014**

1190 Adventure EU 2014

1190 Adventure FR 2014

1190 Adventure AU 2014

1190 Adventure JP 2014

1190 Adventure US 2014

1190 Adventure CN 2014

1190 Adventure 2015

1190 Adventure EU 2015

1190 Adventure FR 2015

1190 Adventure AU 2015

1190 Adventure JP 2015

1190 Adventure US 2015

1190 Adventure BR 2015

1190 Adventure CN 2015

1190 Adventure 2016

1190 Adventure EU 2016

1190 Adventure FR 2016

1190 Adventure AU 2016

1190 Adventure JP 2016

1190 Adventure US 2016

1190 Adventure CN 2016

1190 Adventure R

1190 Adventure R 2014

1190 Adventure R EU 2014
 1190 Adventure R FR 2014
 1190 Adventure R AU 2014
 1190 Adventure R JP 2014
 1190 Adventure R US 2014
 1190 Adventure R CN 2014

1190 Adventure R 2015

1190 Adventure R EU 2015
 1190 Adventure R FR 2015
 1190 Adventure R AU 2015
 1190 Adventure R JP 2015
 1190 Adventure R US 2015
 1190 Adventure R CN 2015

1190 Adventure R 2016

1190 Adventure R EU 2016
 1190 Adventure R FR 2016
 1190 Adventure R AU 2016
 1190 Adventure R JP 2016
 1190 Adventure R US 2016

1290 Super Adventure**1290 Super Adventure 2015**

1290 Super Adventure EU 2015
 1290 Super Adventure FR 2015
 1290 Super Adventure AU 2015
 1290 Super Adventure JP 2015
 1290 Super Adventure US 2015
 1290 Super Adventure CN 2015

1290 Super Adventure 2016

1290 Super Adventure EU 2016
 1290 Super Adventure FR 2016
 1290 Super Adventure AU 2016
 1290 Super Adventure JP 2016
 1290 Super Adventure US 2016
 1290 Super Adventure CN 2016

1290 Super Adventure T**1290 Super Adventure T 2017**

1290 Super Adventure T EU 2017
 1290 Super Adventure T US 2017

1290 Super Adventure S**1290 Super Adventure S 2017**

1290 Super Adventure S EU 2017
 1290 Super Adventure S AU 2017
 1290 Super Adventure S JP 2017
 1290 Super Adventure S CN 2017

1290 Super Adventure R**1290 Super Adventure R 2017**

1290 Super Adventure R EU 2017
 1290 Super Adventure R TKC EU 2017
 1290 Super Adventure R TKC AU 2017
 1290 Super Adventure R TKC JP 2017
 1290 Super Adventure R TKC US 2017

Dual Sport Enduro

Dual Sport Enduro Mid

			690 Enduro R
			690 Enduro R 2014
			690 Enduro R EU 2014
			690 Enduro R AU 2014
			690 Enduro R US 2014
			690 Enduro R 2015
			690 Enduro R EU 2015
			690 Enduro R AU 2015
			690 Enduro R US 2015
			690 Enduro R 2016
			690 Enduro R EU 2016
			690 Enduro R AU 2016
			690 Enduro R US 2016
			690 Enduro R 2017
			690 Enduro R EU 2017
			690 Enduro R US 2017
	Naked Bike		
		Naked Bike Naked	
		Naked Small	
		125 Duke	
			125 Duke 2014
			125 Duke EU 2014
			125 Duke 2015
			125 Duke EU 2015
			125 Duke 2016
			125 Duke EU 2016
			125 Duke 2017
			125 Duke EU 2017
		200 Duke	
			200 Duke 2014
			200 Duke EU 2014
			200 Duke AR 2014
			200 Duke ASIA 2014
			200 Duke CN 2014
			200 Duke 2015 CO 2014
			200 Duke MY 2014
			200 Duke 2015
			200 Duke EU 2015
			200 Duke AR 2015
			200 Duke ASIA 2015
			200 Duke BR 2015
			200 Duke CN 2015
			200 Duke 2016 CO 2015
			200 Duke MY 2015
			200 Duke TH 2015
			200 Duke 2016
			200 Duke EU 2016
			200 Duke AR 2016
			200 Duke ASIA 2016
			200 Duke 2017 BR 2016
			200 Duke CN 2016
			200 Duke 2017 CO 2016
			200 Duke MY 2016
			200 Duke TH 2016

200 Duke 2017

200 Duke EU 2017
 200 Duke AR 2017
 200 Duke BR 2017
 200 Duke CN 2017
 200 Duke 2018 CO 2017
 200 Duke MY 2017
 200 Duke PH 2017
 200 Duke TH 2017

250 Duke**250 Duke 2015**

250 Duke EU 2015
 250 Duke MY 2015

250 Duke 2016

250 Duke EU 2016
 250 Duke JP 2016
 250 Duke MY 2016
 250 Duke TH 2016

250 Duke 2017

250 Duke EU 2017
 250 Duke JP 2017
 250 Duke AR 2017
 250 Duke BR 2017
 250 Duke 2018 CO 2017
 250 Duke MY 2017
 250 Duke PH 2017
 250 Duke TH 2017

390 Duke**390 Duke 2014**

390 Duke EU 2014
 390 Duke AU 2014
 390 Duke JP 2014
 390 Duke US 2014
 390 Duke AR 2014
 390 Duke ASIA 2014
 390 Duke CN 2014
 390 Duke 2015 CO 2014
 390 Duke MY 2014

390 Duke 2015

390 Duke EU 2015
 390 Duke AU 2015
 390 Duke JP 2015
 390 Duke US 2015
 390 Duke AR 2015
 390 Duke ASIA 2015
 390 Duke BR 2015
 390 Duke CN 2015
 390 Duke 2016 CO 2015
 390 Duke MY 2015
 390 Duke TH 2015

390 Duke 2016

390 Duke EU 2016
 390 Duke AU 2016
 390 Duke JP 2016

390 Duke US 2016
 390 Duke AR 2016
 390 Duke ASIA 2016
 390 Duke 2017 BR 2016
 390 Duke 2017 CO 2016
 390 Duke TH 2016

390 Duke 2017

390 Duke EU 2017
 390 Duke AU 2017
 390 Duke JP 2017
 390 Duke US 2017
 390 Duke AR 2017
 390 Duke BR 2017
 390 Duke 2018 CO 2017
 390 Duke MY 2017
 390 Duke PH 2017

Naked Mid**690 Duke****690 Duke 2014**

690 Duke EU 2014
 690 Duke AU 2014
 690 Duke US 2014

690 Duke 2015

690 Duke EU 2015
 690 Duke US 2015
 690 Duke CN 2015

690 Duke 2016

690 Duke EU 2016
 690 Duke US 2016
 690 Duke CN 2016

690 Duke 2017

690 Duke EU 2017
 690 Duke US 2017
 690 Duke CN 2017

690 Duke R**690 Duke R 2014**

690 Duke R EU 2014
 690 Duke R AU 2014
 690 Duke R MY 2014

690 Duke R 2015

690 Duke R EU 2015
 690 Duke R AU 2015

690 Duke R 2016

690 Duke R EU 2016
 690 Duke R AU 2016

690 Duke R 2017

690 Duke R EU 2017

Naked Big**1290 Super Duke R****1290 Super Duke R 2014**

1290 Super Duke R EU 2014
 1290 Super Duke R FR 2014
 1290 Super Duke R AU 2014
 1290 Super Duke R US 2014

1290 Super Duke R 2015

1290 Super Duke R EU 2015
 1290 Super Duke R FR 2015
 1290 Super Duke R AU 2015
 1290 Super Duke R US 2015
 1290 Super Duke R CN 2015

1290 Super Duke R 2016

1290 Super Duke R EU 2016
 1290 Super Duke R FR 2016
 1290 Super Duke R AU 2016
 1290 Super Duke R US 2016
 1290 Super Duke R CN 2016

1290 Super Duke R 2017

1290 Super Duke R EU 2017
 1290 Super Duke R AU 2017
 1290 Super Duke R JP 2017
 1290 Super Duke R US 2017

1290 Super Duke R Special Edition**1290 Super Duke R Special Edition 2016**

1290 Super Duke R Special Edition EU 2016
 1290 Super Duke R Special Edition FR 2016
 1290 Super Duke R Special Edition AU 2016
 1290 Super Duke R Special Edition US 2016

Sport Bike**Super Bike****Super Bike Small****RC 125****RC 125 2014**

RC 125 EU 2014

RC 125 2015

RC 125 EU 2015

RC 125 2016

RC 125 EU 2016

RC 125 2017

RC 125 EU 2017

RC 200**RC 200 2014**

RC 200 EU 2014
 RC 200 ASIA 2014
 RC 200 MY 2014

RC 200 2015

RC 200 EU 2015
 RC 200 ASIA 2015
 RC 200 2016 CO 2015
 RC 200 MY 2015
 RC 200 TH 2015

RC 200 2016

RC 200 EU 2016
 RC 200 AR 2016
 RC 200 ASIA 2016
 RC 200 2017 CO 2016
 RC 200 MY 2016
 RC 200 TH 2016

RC 200 2017

RC 200 EU 2017
 RC 200 AR 2017
 RC 200 2018 CO 2017
 RC 200 MY 2017
 RC 200 PH 2017
 RC 200 TH 2017

RC 250**RC 250 2015**

RC 250 EU 2015
 RC 250 MY 2015

RC 250 2016

RC 250 EU 2016
 RC 250 JP 2016
 RC 250 MY 2016
 RC 250 TH 2016

RC 250 2017

RC 250 EU 2017
 RC 250 JP 2017
 RC 250 MY 2017

RC 390**RC 390 2014**

RC 390 EU 2014
 RC 390 AU 2014
 RC 390 JP 2014
 RC 390 US 2014
 RC 390 ASIA 2014
 RC 390 MY 2014

RC 390 2015

RC 390 EU 2015
 RC 390 AU 2015
 RC 390 JP 2015
 RC 390 US 2015
 RC 390 ASIA 2015
 RC 390 CN 2015
 RC 390 2016 CO 2015
 RC 390 MY 2015
 RC 390 TH 2015

RC 390 2016

RC 390 EU 2016
 RC 390 ADAC CUP EU 2016
 RC 390 AU 2016
 RC 390 JP 2016
 RC 390 US 2016
 RC 390 CUP US 2016
 RC 390 ASIA 2016
 RC 390 CN 2016
 RC 390 2017 CO 2016
 RC 390 MY 2016
 RC 390 TH 2016

RC 390 2017

RC 390 EU 2017
 RC 390 AU 2017
 RC 390 JP 2017
 RC 390 US 2017

				RC 390 AR 2017 RC 390 CN 2017 RC 390 2018 CO 2017 RC 390 MY 2017 RC 390 PH 2017 RC 390 TH 2017
			Super Bike Big	
			1190 RC8 R	
			1190 RC8 R 2014	1190 RC8 R EU/GB 2014 1190 RC8 R FR 2014 1190 RC8 R JP 2014 1190 RC8 R US 2014
			1190 RC8 R 2015	1190 RC8 R EU/GB 2015 1190 RC8 R FR 2015 1190 RC8 R JP 2015 1190 RC8 R US 2015
		Touring		
		Sports Tourer		
		Sports Tourer Big		
		1290 Super Duke GT		
		1290 Super Duke GT 2016		1290 Super Duke GT EU 2016 1290 Super Duke GT AU 2016 1290 Super Duke GT JP 2016 1290 Super Duke GT US 2016
		1290 Super Duke GT 2017		1290 Super Duke GT EU 2017 1290 Super Duke GT JP 2017 1290 Super Duke GT US 2017 1290 Super Duke GT CN 2017



3206267en

25.09.2017

